


Shingle Creek Watershed Management Commission - 2017 Treasurer's Report

		2017 Budget	October	November	%age YTD	2017 YTD
REVENUE	%age					
Application Fees		25,000	2,200.00		77.60	19,400.00
Blue Line Extension						8,666.88
Assessments		340,610			100.00	340,610.00
Interest and Dividends		100	808.38		6,655.30	6,655.30
Education Reimbursement		30,000			97.50	29,250.00
Rain Garden Workshops		8,000			104.78	8,382.75
Miscellaneous Income						986.94
<i>Transfer to (from) Management Plans (see following pages)</i>						-
<i>Transfer to (from) Projects (see following pages)</i>						-
<i>Transfer to (from) Grants (see following pages)</i>			41,569.26	-		438,454.47
<i>Transfer to (from) CIPs</i>						-
<i>Transfer to (from) Closed Projects Account</i>						-
TOTAL REVENUE		403,710	44,577.64	-		852,406.34
EXPENSES						
ADMINISTRATION						
Administrative Services		71,000	5,036.57	4,943.90	77.95	55,342.62
Engineering Support		12,500	1,934.25	2,023.63	114.00	14,249.39
Project Reviews/WCA-Incl Blue Line Ext.		1,000	67.68	28.95	190.47	1,904.66
ENGINEERING						
Administration		56,410	2,507.25	3,255.24	97.68	55,101.09
Grant Application Writing		10,000	97.00	291.00	120.03	12,002.60
Project Reviews/WCA		35,000	1,834.06	3,323.55	110.89	38,811.84
Blue Line Extension			798.23	145.75		3,417.18
TMDL 5 Year Reviews/CIP Engineering		12,000			99.95	11,993.60
LEGAL - Legal Services		6,000	283.95	323.75	49.47	2,968.10
MISCELLANEOUS						
Bookkeeping		5,500	238.15	222.60	117.92	6,485.81
Audit		5,000			120.00	6,000.00
Insurance & Bonding		2,500			105.00	2,625.00
Meeting Expense		4,000	328.40	333.64	89.36	3,574.50
PROGRAMS						
Citizen Assisted Lake Monitoring (CAMP)		3,800			45.28	1,720.50
Stream Monitoring		39,000	2,432.85	4,747.30	108.23	42,209.99
Monitoring Equipment		0				-
Volunteer Wetland Monitoring (WHEP)		2,000		2,000.00	100.00	2,000.00
Volunteer Stream Monitoring		3,000		2,000.00	66.67	2,000.00
Intensive Lake TMDL Monitoring		22,000	2,345.84	1,546.30	93.14	20,489.86
Annual Monitoring Report		14,000			99.94	13,991.01
Water Quality Education						
Education Program		15,000	377.70	867.95	68.01	10,201.61
WMWA Ed/Watershed Prep		18,000	724.91	3,340.08	61.53	11,075.11
WMWA General Programs		16,000	600.28	775.96	76.13	12,180.76
WMWA Special Projects		6,000	320.00	320.00	33.13	1,987.82
Rain Garden Workshops		10,000			109.47	10,947.00
Education Grants		2,000			-	-
Contribution to 4th Generation Plan		10,000				-
<i>Transfer to (from) Management Plans (see following pages)</i>		22,000	-	-		7,989.41
<i>Transfer to (from) Projects (see following pages)</i>			2,417.04	-		15,571.24
<i>Transfer to (from) Grants 2016</i>						
<i>Transfer to (from) Grants (see following pages)</i>			67,857.53	9,533.92		226,142.52
<i>Transfer to (from) CIPs</i>			50,000.00			203,878.27
<i>Transfer to (from) Closed Projects Account</i>						-
TOTAL OPERATING EXPENSE		403,710	140,201.69	40,023.52		796,861.49
CASH SUMMARY						
4M Fund Balance at 12/31/16						1,320,649.43
Plus Revenue Received 2017 to date						856,829.78
Minus Claims Approved to Date						(1,009,624.91)
Minus Claims Presented Current Month						(40,023.52)
Fund Balance			1,167,854.30			1,127,830.78

Shingle Creek Watershed Management Commission - 2017 Treasurer's Report

Claims Presented November 9, 2017	General Ledger Acct No	October	November	Total
Kennedy & Graven				323.75
Legal - General	52001		323.75	
Edinburgh - meal	54001		333.64	333.64
Hennepin Cty Dept of Environment & Energy				4,000.00
River Watch	56001		2,000.00	
WHEP	56006		2,000.00	
Lawn Chair Gardener - WMWA Media	57010		320.00	320.00
Mary Anderson - WMWA Ed Services	57011		903.20	1,073.32
Mary Anderson - WMWA Ed Reimbursement	57012		170.12	
Sharon Meister - WMWA Ed Services	57011		2,083.60	2,266.04
Sharon Meister - WMWA Ed Reimbursement	57012		182.44	
Wenck Associates				24,165.81
General Engineering	51001		3,255.24	
Grant Applica/Research	51005		291.00	
Project Reviews	51002		3,323.55	
Blue Line Extension (Light Rail Project - BLRT)	51009		145.75	
CAMP	56002			
Stream Monitoring	56004		4,747.30	
Intensive Lake TMDL Monitoring	56010		1,546.30	
TMDL 5-Year Reviews	56011			
Education	57008		823.25	
Education - WMWA	57009		499.50	
Pike Lake SWA	58026			
Bass Lake Alum Feasibility	70803			
Bass/Pomerleau Alum Prelim Design	58027			
DO Reaeration Project Grant	70722			
Twin Lake Carp Management Grant	70723		2,078.43	
BioChar Project Grant	70725		7,455.49	
Minneapolis SWA Grant	70726			
Judie Anderson's Secretarial Service				277.18
WMWA General Expense	57009		276.46	
WMWA Educators/WS Prep	57011		0.72	
Judie Anderson's Secretarial Service				7,263.78
Administration	53001		4,943.90	
Project and WCA Review Support	53002		28.95	
Bookkeeping	54002		222.60	
Education Programs	57008		44.70	
Engineering Support	53004		2,023.63	
Engineering Support - CIP General	53004			
Engineering Support - DO Reaeration Project	53004			
Engineering Support - Cost Share Projects	53004			
Engineering Support - Biochar Project	53004			
Engineering Support - Becker Park Project	53004			
Engineering Support - Plan Amendment	53007			
Pike Lake SWA	58026			
Total Claims				40,023.52
				
Judie A Anderson, Deputy Treasurer				

Shingle Creek Watershed Management Commission - 2017 Treasurer's Report

	2017 Budget	October	November	%age YTD	YTD
MANAGEMENT PLANS					
Third Generation Management Plan					-
Minor Plan Amendment	2,000				285.01
Subwatershed Assessment					
Pike Lake Subwatershed Assmt	20,000			38.52	7,704.40
TOTAL MGMT PLANS (transfer (to) from Op Budget)	22,000	-	-		7,989.41
PROJECTS					
Bass Lake/Pomerleau Alum Prelim Design		2,417.04			15,571.24
TOTAL PROJECTS (transfer (to) from Op Budget)	0	2,417.04	-		15,571.24
	Total Grant	October	November	%age YTD	YTD
GRANTS					
Connections at Shingle Creek Grant					
Revenue					100,000.00
Expense					-
Balance		-	-		100,000.00
DO Reaeration Project Grant	93,500				
Revenue		41,569.26			48,529.01
Expense		571.50			22,975.27
Balance		40,997.76	-		25,553.74
Twin Lake Carp Management Grant	100,000				
Revenue					25,087.43
Expense		1,586.00	2,078.43		32,362.49
Balance		(1,586.00)	(2,078.43)		(7,275.06)
BioChar Project Grant	154,300				
Revenue					58,550.21
Expense		16,617.46	7,455.49		80,389.14
Balance		(16,617.46)	(7,455.49)		(21,838.93)
Becker Park Grant	725,000				
Revenue					-
Expense		48,617.07			89,950.12
Balance		(48,617.07)	-		(89,950.12)
Minneapolis Subwatershed Assmt Grant	725,000				
Revenue					19,000.00
Expense		465.50			465.50
Balance		(465.50)	-		18,534.50
TOTAL GRANTS					
Revenue		41,569.26	-		251,166.65
Expense		67,857.53	9,533.92		226,142.52
Balance		(26,288.27)	(9,533.92)		25,024.13

\$61,202.15 From Forecast Public Art (Returned Funds)
 PLUS \$14,897.84 MPCA App. 9 pmt plus retention
 LESS \$34,530.73 Refund to MPCA for unspent grant funds

**Shingle Creek Watershed Management Commission 2017 Treasurer's Report -
Capital Improvement Project Tracking**

CIPs		Amount	%age	2009 - 2014	2015	2016	Jan 2017	Feb 2017	Mar 2017	Apr 2017	May 2017	Jun 2017	Jul 2017	Aug 2017	Sep 2017	Oct 2017	Nov 2017	2017 TOTAL
Ad Valorem 2010 - Minneapolis Greenway		250,000	41.494															
	Revenue			244,762.47	-	110.48												-
	Expense			523.42	-	-												-
	Balance			244,239.05	-	110.48	-	-	-	-	-	-	-	-	-	-	-	-
Ad Valorem 2011 - Connections at SC		87,500	100.00															
	Revenue			93,796.39	-	-							0.58					0.58
	Expense			2,330.61	-	1,618.80												-
	Balance			91,465.78	-	(1,618.80)	-	-	-	-	-	-	0.58	-	-	-	-	0.58
CIP 2012 -New Hope Bass Ck Bk Stabilz		17,500	100.00															
	Revenue -funded from Closed Project Account			-	-	-												-
	Expense			1,983.18	-	-												-
	Balance			(1,983.18)	-	-	-	-	-	-	-	-	-	-	-	-	-	-
CIP 2014 -Plymouth Bass Lake Pond		210,000	80.77															
	Revenue			-	202,677.72	(175.75)							(161.66)					(161.66)
	Expense			854.79	-	-								4,351.70	2,527.40			6,879.10
	Balance			(854.79)	202,677.72	(175.75)	-	-	-	-	-	-	(161.66)	(4,351.70)	(2,527.40)	-	-	(7,040.76)
CIP 2014 -Cost Share Projects Retrofit		50,000	19.23															
	Revenue			-	48,254.20	(41.84)							(38.49)					(38.49)
	Expense			544.21	-	28,116.06							17,200.00					17,200.00
	Balance			(544.21)	48,254.20	(28,157.90)	-	-	-	-	-	-	(17,238.49)	-	-	-	-	(17,238.49)
CIP 2015 - Cost Share Projects Retrofit		100,000	31.50															
	Revenue			-	-	99,840.01							336.56					336.56
	Expense			-	553.71	6.11												-
	Balance			-	(553.71)	99,833.90	-	-	-	-	-	-	336.56	-	-	-	-	336.56
CIP 2015 - DO Reaeeration Project		42,500	13.38															
	Revenue			-	-	42,408.23							142.96					142.96
	Expense			-	399.38	48,940.38	1,574.80	1,405.46	1,947.24	200.00								5,127.50
	Balance			-	(399.38)	(6,532.15)	(1,574.80)	(1,405.46)	(1,947.24)	(200.00)			142.96	-	-	-	-	(4,984.54)
CIP 2015 - Twin Lake Carp Management		125,000	39.37															
	Revenue			-	-	124,784.16							420.65					420.65
	Expense			-	399.38	17,672.01		106.57										106.57
	Balance			-	(399.38)	107,112.15	(106.57)	-	-	-	-	-	420.65	-	-	-	-	314.08
CIP 2015 - Private BMP Retrofits		50,000	15.75															
	Revenue			-	-	49,920.00							168.28					168.28
	Expense			-	399.38	-												-
	Balance			-	(399.38)	49,920.00	-	-	-	-	-	-	168.28	-	-	-	-	168.28
CIP 2016 - Cost Share Projects Retrofit		100,000	27.78															
	Revenue			-	-	-							51,787.18					51,787.18
	Expense			-	-	132.00										50,000.00		50,000.00
	Balance			-	-	(132.00)	-	-	-	-	-	-	51,787.18	-	-	(50,000.00)	-	1,787.18
CIP 2016 - BioChar Project		210,000	58.33															
	Revenue			-	-	-							108,738.17					108,738.17
	Expense			-	-	5,358.76	107.57			338.30				123,862.29				124,308.16
	Balance			-	-	(5,358.76)	(107.57)	-	-	(338.30)	-	-	108,738.17	(123,862.29)	-	-	-	(15,569.99)
CIP 2016 - Priority BMP Retrofits		50,000	13.89															
	Revenue			-	-	-							25,893.59					25,893.59
	Expense			-	-	132.00												-
	Balance			-	-	(132.00)	-	-	-	-	-	-	25,893.59	-	-	-	-	25,893.59

**Shingle Creek Watershed Management Commission 2017 Treasurer's Report -
Capital Improvement Project Tracking**

CIPs		Amount	%age	2009 - 2014	2015	2016	Jan 2017	Feb 2017	Mar 2017	Apr 2017	May 2017	Jun 2017	Jul 2017	Aug 2017	Sep 2017	Oct 2017	Nov 2017	2017 TOTAL
	2017-01 City Cost Share BMP Projects	100,000																
	Revenue																	
	Expense														128.47			128.47
	Balance						-	-	-	-	-	-	-	-	(128.47)	-	-	(128.47)
	2017-03 Private Cost Share BMP Projects	50,000																
	Revenue																	
	Expense														128.47			128.47
	Balance						-	-	-	-	-	-	-	-	(128.47)	-	-	(128.47)
TOTAL CIP																		
	Revenue			920,151.18	250,931.92	316,845.29	-	-	-	-	-	-	187,287.82	-	-	-	-	187,287.82
	Expense			846,753.49	1,751.85	101,976.12	-	1,788.94	1,405.46	1,947.24	338.30	200.00	17,200.00	128,213.99	2,784.34	50,000.00	-	203,878.27
	Balance			73,397.69	249,180.07	214,869.17	-	(1,788.94)	(1,405.46)	(1,947.24)	(338.30)	(200.00)	170,087.82	(128,213.99)	(2,784.34)	(50,000.00)	-	(16,590.45)

Kennedy & Graven, Chartered

200 South Sixth Street, Suite 470
Minneapolis, MN 55402

(612) 337-9300

41-1225694

October 17, 2017

Statement No. 139652

Shingle Creek Watershed Management Commission

Judie Anderson


JASS - Watershed Administrators
3235 Fernbrook Lane
Plymouth, MN 55447

Through September 30, 2017

SH220-00001	General	323.75
-------------	---------	--------

Total Current Billing: 323.75

I declare, under penalty of law, that this account, claim or demand is just and correct and that no part of it has been paid.



Signature of Claimant

Kennedy & Graven, Chartered

200 South Sixth Street, Suite 470
Minneapolis, MN 55402

Shingle Creek Watershed
Judie Anderson

September 30, 2017

SH220-00001 General

Through September 30, 2017

For All Legal Services As Follows:

			Hours	Amount
9/14/2017	TJG	Prepare for, travel to, and attend meeting	1.40	278.60
9/25/2017	TJG	Respond to question regarding content of a treasurer's report; research regarding same	0.20	39.80
Total Services:			\$	318.40

For All Disbursements As Follows:

9/14/2017	Troy Gilchrist; Mileage expense	5.35
Total Disbursements:		\$ 5.35

Total Services and Disbursements: \$ 323.75

Client/Organization SC Water Management	Event Date 10/12/2017 (Thu)	Telephone (763) 553-1144	Fax (763) 553-9326	Event # EDN18166
Address 3235 Fernbrook Lane		Booking Contact Judie Anderson	Site Contact Beverly Love	Guests 23 (Pln)
Party Name SC Water Management	Theme Corporate Event	Sales Rep Cheron Rubenstein	Category	

SC Water Management
3235 Fernbrook Lane
Plymouth, MN 55447

Invoice

Event held on Thursday, October 12, 2017

7	NACM: Fish and Chips @ 14.00	98.00
9	NACM: Girvan Chicken Salad @ 14.00	126.00
7	NACM: Reuben @ 14.00	98.00
23	NACM: Chef's Choice Dessert @ 1.00	23.00
11	Beverages: NA Bev: Assorted Soda @ 2.50	27.50
Subtotal		372.50
Gratuity		0.00
Surcharge		70.78
Taxes		33.35
Total		476.63
Paid		0.00
Balance		476.63

SC - 333.64
WM - 142.99



Hennepin County

Public Works

Environment and Energy

Rosemary Lavin, Director
701 Fourth Avenue South, Suite 700
Minneapolis, Minnesota 55415-1842

612-348-3777, Phone
612-348-8532, Fax
www.hennepin.us/environment

To:	Shingle Creek Watershed Management Commission 3235 Fernbrook Lane Plymouth, MN 55447
From:	Hennepin County Department of Environment and Energy 701 Fourth Ave. S. Suite 700 Minneapolis, MN 55415 Phone: 612-596-9129

October 25, 2017

Please pay \$4000.00 for sites monitored on within the Shingle Creek Watershed as part of the 2017 Wetland Health Evaluation Program and the 2017 River Watch program (two sites rather than three were monitored therefore the adjusted amount). Cost includes all equipment; training; contractor hours; team leader hours; QA/QC; data assessment; report writing, printing and distribution.

Please send payment to:

Hennepin County Department of Environment and Energy
Attn: Mary Karius
701 Fourth Ave, S. Suite 700
Minneapolis, MN 55415

Please remit within 45 days

Lawn Chair Gardener
5901 Birchwood St.
Shoreview, MN 55126
(651) 485-5171
dawn@lawnchairgardener.com
www.lawnchairgardener.com



INVOICE

BILL TO
WMWA
3235 Fernbrook Lane N.
Plymouth, MN 55447

INVOICE # 1103
DATE 11/06/2017
DUE DATE 12/06/2017
TERMS Net 30

ACTIVITY	QTY	RATE	AMOUNT
Social Media October: 2 hours/week x 4weeks as per contract	8	40.00	320.00

BALANCE DUE **\$320.00**

Thank you for your business!

Mary Anderson
 456 Third Street
 Excelsior, MN 55331

West Metro Water Alliance
 3235 Fernbrook Lane
 Plymouth, MN 55447

Invoice Date: October 31, 2017

Log of Services

Date	Description	Hours	Extended (\$40/hr)	Mileage	Extended (0.535/mi)	Supplies/Fees
10/10/2017	WMWA Meeting	1.25	50.00	23.20	12.41	
			-		-	
			-		-	
			-		-	
Total - WMWA Meetings			\$ 50.00		\$ 12.41	\$ -
10/5/2017	Gathering materials and assembling for 6th grade lesson	2.00	80.00		-	
	Avery top loading pin-style name tags		-		-	12.77
	Morton Rock Salt		-		-	1.92
	Plastic Bin		-		-	6.46
	Dish Liquid, Goobers		-		-	5.38
			-		-	
Total - Program Development/Communication			\$ 80.00		\$ -	\$ 26.53
10/11/2017	Jackson Middle School	5.33	213.20	54.60	29.21	
10/12/2017	Monroe Elementary	6.25	250.00	47.40	25.36	
10/14/2017	New Hope City Days	3.75	150.00	34.00	18.19	
10/16/2017	Champlin Brooklyn Park Academy	1.75	70.00	109.20	58.42	
10/17/2017	Champlin Brooklyn Park Academy	2.25	90.00		-	
			-		-	
			-		-	
Total-Classroom/Community Events			\$ 773.20		\$ 131.18	\$ -
Total:		22.58	\$ 903.20	268.40	\$ 143.59	\$ 26.53

Invoice Total \$ 1,073.32

903.20	57011	WMWA Ed Regular Services
170.12	57012	WMWA Ed Reimbursed Expense
1,073.32	TOTAL	

Sharon Meister
 8540 Cain Rd
 Corcoran, MN 55340

West Metro Water Alliance
 3235 Fernbrook Lane
 Plymouth, MN 55447

Invoice Date: October 31, 2017

Log of Services

Date	Description	Hours	Extended (\$40/hr)	Mileage	Extended (0.535/mi)	Supplies/Fees
10/10/2017	WMWA Meeting	1.25	50.00	18.00	9.63	
			-		-	
			-		-	
Total - WMWA Meetings			\$ 50.00		\$ 9.63	\$ -
10/10/2017	Educator Meeting	0.17	6.80		-	
10/10/2017	Prep for Jackson Middle Water Day	0.50	20.00		-	
			-		-	
			-		-	
Total - Program Development/Communication			\$ 26.80		\$ -	\$ -
10/3/2017	Sonnesyn	4.00	160.00	78.00	41.73	
10/4/2017	Sonnesyn	4.00	160.00		-	
10/5/2017	Sonnesyn (Field Trip to Northwoods Substation/ Rain Gardens)	1.33	53.20		-	
			-		-	
10/6/2017	School of Engineering and Arts (4th Grade)	3.25	130.00	32.00	17.12	
10/6/2017	School of Engineering and Arts (1st Grade)	1.00	40.00		-	
10/11/2017	Jackson Middle School (6th Grade)	5.33	213.20	28.00	14.98	
10/12/2017	Basswood	3.92	156.80	24.00	12.84	
10/16/2017	Palmer Lake	4.50	180.00	32.00	17.12	
10/17/2017	Palmer Lake	4.50	180.00	32.00	17.12	
10/18/2017	Basswood	3.92	156.80	24.00	12.84	
10/26/2017	Oxbow Creek	5.00	200.00	28.00	14.98	
10/27/2017	Oxbow Creek	4.00	160.00	28.00	14.98	
10/30/2017	Rogers	5.42	216.80	17.00	9.10	
			-		-	
Total-Classroom/Community Events			\$ 2,006.80		\$ 172.81	\$ -
Total:		52.09	\$ 2,083.60	341.00	\$ 182.44	\$ -

Invoice Total \$ 2,266.04

2,083.60	57011	WMWA Ed Regular Services
182.44	57012	WMWA Ed Reimbursed Expense
2,266.04	TOTAL	

Invoice

November 6, 2017
Invoice No: 11707662



Ms. Judie Anderson
Shingle Creek Watershed Management Comm.
3235 Fernbrook Lane
Plymouth, MN 55447

Responsive partner.
Exceptional outcomes.

Project Manager Edward Matthiesen

Project B1240-0177 Shingle Creek WMO 2017 General Engineering

Professional Services Through October 31, 2017

Phase 01 2017 General Engineering
2017 General Engineering

Professional Personnel

	Hours	Rate	Amount	
Cruey, Bryce	1.40	172.00	240.80	
Kaczmarek, Hagen	.50	114.00	57.00	
Matthiesen, Edward	6.50	194.00	1,261.00	
Megow, Erik	2.50	137.00	342.50	
Spector, Diane	7.20	185.00	1,332.00	
Totals	18.10		3,233.30	
Total Labor				3,233.30

Unit Billing

Mileage MP 2006 Corolla RGC 668 **21.94**

Phase Total \$3,255.24

Total Invoice Amount \$3,255.24

Billing Summary	Current	Prior	Total
	3,255.24	51,845.85	55,101.09

Invoice

November 6, 2017
Invoice No: 11707675

Ms. Judie Anderson
Shingle Creek Watershed Management Comm.
3235 Fernbrook Lane
Plymouth, MN 55447



Responsive partner.
Exceptional outcomes.

Project Manager Diane Spector

Project B1240-0180 2017 Grant Writing

Professional Services Through October 31, 2017

Professional Personnel

	Hours	Rate	Amount	
Matthiesen, Edward	1.50	194.00	291.00	
Totals	1.50		291.00	
Total Labor				291.00
				Total Invoice Amount
				\$291.00

	Current	Prior	Total
Billing Summary	291.00	11,711.60	12,002.60

Invoice

November 6, 2017
Invoice No: 11707653



Ms. Judie Anderson
Shingle Creek Watershed Management Comm.
3235 Fernbrook Lane
Plymouth, MN 55447

Responsive partner.
Exceptional outcomes.

Project Manager Edward Matthiesen

Project B1240-0178 Shingle Creek WMO 2017 Project Reviews

Professional Services Through October 31, 2017

Phase 01 Project Reviews

Project Reviews

Professional Personnel

	Hours	Rate	Amount
Matthiesen, Edward	4.70	194.00	911.80
Megow, Erik	.50	137.00	68.50
Nalven, Sarah	15.20	102.00	1,550.40
Spector, Diane	1.40	185.00	259.00
Weigel, Eileen	1.90	102.00	193.80
Totals	23.70		2,983.50
Total Labor			2,983.50

Reimbursable Expenses

Postage/Shipping-Reimbursable			.46
Total Reimbursables			.46

Unit Billing

Mileage MP 2006 Corolla RGC 668			5.89
---------------------------------	--	--	------

Phase Total \$2,989.85

Phase 02 WCA

WCA

Professional Personnel

	Hours	Rate	Amount
Boll, Wesley	.70	151.00	105.70
Watson, Meaghan	2.00	114.00	228.00
Totals	2.70		333.70
Total Labor			333.70

Phase Total \$333.70

Total Invoice Amount \$3,323.55

Billing Summary	Current	Prior	Total
	3,323.55	35,488.29	38,811.84

Invoice

November 6, 2017
Invoice No: 11707652

Ms. Judie Anderson
Shingle Creek Watershed Management Comm.
3235 Fernbrook Lane
Plymouth, MN 55447



Responsive partner.
Exceptional outcomes.

Project Manager Edward Matthiesen

Project B1240-0160 2015 Project Review - BLRT

Professional Services Through October 31, 2017

Professional Personnel

	Hours	Rate	Amount	
Boll, Wesley	1.30	151.00	196.30	
Matthiesen, Edward	.30	194.00	58.20	
Spector, Diane	.20	185.00	37.00	
Totals	1.80		291.50	
Total Labor				291.50
		Total Invoice Amount		\$291.50

SC - 145.75
WM - 145.75

Invoice

November 3, 2017
Invoice No: 11707459



Ms. Judie Anderson
Shingle Creek Watershed Management Comm.
3235 Fernbrook Lane
Plymouth, MN 55447

Responsive partner.
Exceptional outcomes.

Project Manager Brian Beck

Project B1240-0184 2017 Stream Monitoring

Professional Services Through October 31, 2017

Professional Personnel

	Hours	Rate	Amount	
Beck, Brian	11.60	123.00	1,426.80	
Nalven, Sarah	21.90	102.00	2,233.80	
Spector, Diane	.20	185.00	37.00	
Strom, Jeffrey	3.60	137.00	493.20	
Totals	37.30		4,190.80	
Total Labor				4,190.80

Outside Services

Instrumental Research, Inc.			346.00	
Outside Services Total			346.00	346.00

Reimbursable Expenses

Mileage - Reimbursable			55.12	
Tools & Equipment			7.08	
Total Reimbursables			62.20	62.20

Unit Billing

2010 Ford F150 B10001
 Sontek Flow Tracker
 YSI - 6920 (Temp, DO, Cond, pH)
 Mileage MP 2012 Silverado 520 JNJ

148.30

Total Invoice Amount \$4,747.30

	Current	Prior	Total
Billing Summary	4,747.30	33,662.69	38,409.99

Invoice

November 2, 2017
 Invoice No: 11707347

Ms. Judie Anderson
 Shingle Creek Watershed Management Comm.
 3235 Fernbrook Lane
 Plymouth, MN 55447



Responsive partner.
 Exceptional outcomes.

Project Manager Jeffrey Strom

Project B1240-0181 2017 Lake Monitoring

Professional Services Through October 31, 2017

Professional Personnel

	Hours	Rate	Amount	
Beck, Brian	1.50	123.00	184.50	
Langer, Thomas	.50	102.00	51.00	
Spector, Diane	.30	185.00	55.50	
Strom, Jeffrey	3.90	137.00	534.30	
Totals	6.20		825.30	
Total Labor				825.30

Outside Services

Instrumental Research, Inc.			721.00	
Outside Services Total			721.00	721.00

Total Invoice Amount \$1,546.30

	Current	Prior	Total
Billing Summary	1,546.30	18,943.56	20,489.86

Invoice

November 6, 2017
 Invoice No: 11707673



Ms. Judie Anderson
 Shingle Creek Watershed Management Comm.
 3235 Fernbrook Lane
 Plymouth, MN 55447

Responsive partner.
 Exceptional outcomes.

Project Manager Diane Spector

Project B1240-0176 Shingle Creek WMO 2017 Education

Professional Services Through October 31, 2017

Phase 01 Education and Outreach
 Education and Outreach

Professional Personnel

	Hours	Rate	Amount	
Spector, Diane	8.90	185.00	1,646.50	
Totals	8.90		1,646.50	
Total Labor				1,646.50
				Phase Total
				\$1,646.50

Phase 02 WMWA
 WMWA

Professional Personnel

	Hours	Rate	Amount	
Spector, Diane	2.70	185.00	499.50	
Totals	2.70		499.50	
Total Labor				499.50
				Phase Total
				\$499.50

Total Invoice Amount \$2,146.00

Billing Summary	Current	Prior	Total
	2,146.00	17,826.10	19,972.10

SC Education - 823.25
 WmWA - 499.50

 1322.75

WM Education - 823.25

Invoice

November 6, 2017
Invoice No: 11707672



Ms. Judie Anderson
Shingle Creek Watershed Management Comm.
3235 Fernbrook Lane
Plymouth, MN 55447

Responsive partner.
Exceptional outcomes.

Project Manager Diane Spector

Project B1240-0162 Twin Lake Carp Management

Professional Services Through October 31, 2017

Phase 01B Carp Tracking

Carp Tracking

Professional Personnel

	Hours	Rate	Amount	
Beck, Brian	1.00	90.00	90.00	
Langer, Thomas	6.90	80.00	552.00	
Matthiesen, Edward	.40	127.00	50.80	
Nalven, Sarah	6.60	80.00	528.00	
Spector, Diane	1.50	127.00	190.50	
Watson, Meaghan	.50	80.00	40.00	
Totals	16.90		1,451.30	
Total Labor				1,451.30

Unit Billing

Mileage MP 2012 Silverado 520 JNJ
Drift Boat

208.03

Phase Total \$1,659.33

Phase 06 Semi-annual Reports

Semi-annual Reports

Professional Personnel

	Hours	Rate	Amount	
Spector, Diane	3.30	127.00	419.10	
Totals	3.30		419.10	
Total Labor				419.10
				Phase Total \$419.10

Total Invoice Amount \$2,078.43

Invoice

November 6, 2017
 Invoice No: 11707679



Ms. Judie Anderson
 Shingle Creek Watershed Management Comm.
 3235 Fernbrook Lane
 Plymouth, MN 55447

Responsive partner.
 Exceptional outcomes.

Project Manager Diane Spector

Project B1240-0163 Biochar/Iron Sand Filters

Professional Services Through October 31, 2017

Phase 01C Construction Management

Construction Management

Professional Personnel

	Hours	Rate	Amount	
Benser, Kenneth	5.50	90.00	495.00	
Matthiesen, Edward	2.40	127.00	304.80	
Zhang, Lu	3.20	80.00	256.00	
Totals	11.10		1,055.80	
Total Labor				1,055.80

Reimbursable Expenses

Tools & Equipment			23.32	
Total Reimbursables			23.32	23.32

Unit Billing

2004 Dodge Ram 250 11.77

Phase Total \$1,090.89

Phase 02A Monitoring

Monitoring

Professional Personnel

	Hours	Rate	Amount	
Beck, Brian	1.20	90.00	108.00	
Nalven, Sarah	6.90	80.00	552.00	
Otte, Joey	2.75	80.00	220.00	
Zhang, Lu	13.10	80.00	1,048.00	
Totals	23.95		1,928.00	
Total Labor				1,928.00

Outside Services

Instrumental Research, Inc.			882.00	
Outside Services Total			882.00	882.00

Reimbursable Expenses

Mileage - Reimbursable			18.19	
Tools & Equipment			4.00	
Total Reimbursables			22.19	22.19

Phase Total \$2,832.19

Phase 02B Evaluation

Evaluation

Professional Personnel

		Hours	Rate	Amount	
Zhang, Lu		4.20	80.00	336.00	
	Totals	4.20		336.00	
	Total Labor				336.00
				Phase Total	\$336.00

Phase 03 Reporting & Info Sharing
Reporting & Info Sharing

Professional Personnel

		Hours	Rate	Amount	
Nalven, Sarah		11.50	80.00	920.00	
Spector, Diane		10.00	127.00	1,270.00	
Zhang, Lu		4.00	80.00	320.00	
	Totals	25.50		2,510.00	
	Total Labor				2,510.00

Reimbursable Expenses


Tools & Equipment				13.31	
	Total Reimbursables			13.31	13.31
				Phase Total	\$2,523.31

Phase 04 Semi-annual Reports
Semi-annual Reports

Professional Personnel

		Hours	Rate	Amount	
Spector, Diane		5.30	127.00	673.10	
	Totals	5.30		673.10	
	Total Labor				673.10
				Phase Total	\$673.10

Total Invoice Amount \$7,455.49



3235 Fernbrook Lane Plymouth
MN 55447

Shingle Creek / West Mississippi Watershed Management Commissions
3235 Fernbrook Lane
Plymouth, MN 55447


November 7 2017

	Shared	G/L	Shingle Creek			West Mississippi			Total Project Area	
									SC	WM
Administrative		53001	1.08	55.00	59.40	1.08	55.00	59.40		
Administrative		53001	17.66	60.00	1,059.60	7.97	60.00	478.20		
Secretarial	70-30	53001	12.34	55.00	475.09		55.00	203.61		
Administrative	70-30	53001	44.60	60.00	1,873.20		60.00	802.80		
Admin - Offsite	70-30	53001	3.92	65.00	178.36		65.00	76.44		
Office Support		53001	5.00	200.00	1,000.00	3.00	200.00	600.00		
Data Processing/File Mgmt	70-30	53001		55.00	-		55.00	-		
Data Processing/File Mgmt		53001		60.00	-		60.00	-		
Reimbursable Exp Incl Meal Expense		53001	298.25	1.00	298.25	114.98	1.00	114.98	4,943.900	2,335.430
Bookkeeping	80-20	54022		55.00	-		55.00	-		
Bookkeeping	80-20	54002	0.25	60.00	12.00		60.00	3.00		
Bookkeeping		54002		55.00	-		55.00	-		
Bookkeeping		54002	3.51	60.00	210.60	1.33	60.00	79.80		
Audit		54003		55.00	-		55.00	-		
Audit		54003		60.00	-		60.00	-	222.600	82.800
Project / WCA Reviews - Secre		53002		55.00	-		55.00	-		
Project / WCA Reviews - Admin		53002		60.00	-	0.57	60.00	34.20		
Reimbursable Expense		53002	28.95	1.00	28.95	22.17	1.00	22.17	28.950	56.370
Education - Admin	50-50	57008		55.00	-		55.00	-		
Education - Admin	50-50	57008		60.00	-		60.00	-		
Education - NPDES	50-50	57008		60.00	-		60.00	-		
Education - RG Workshops	50-50	57008		60.00	-		60.00	-		
Education - Admin - Offsite	50-50	57008		65.00	-		65.00	-		
Website	50-50	57008	0.58	55.00	15.95		55.00	15.95		
Website	50-50	57008		60.00	-		60.00	-		
Reimbursable Expense		57007	28.75	1.00	28.75	28.75	1.00	28.75	44.700	44.700
Engineering Support - Admin		53004	12.66	60.00	759.60		60.00	-		
Engineering Support - Admin	70-30	53004	25.27	60.00	1,061.34		60.00	454.86		
Engineering Support - Offiste	70-30	53004	2.03	65.00	92.37		65.00	39.59		
Reimbursable Expense		53004	110.32	1.00	110.32	32.88	1.00	32.88	2,023.625	527.325
					7,263.78			3,046.63	7,263.775	3,046.625

West Mississippi Watershed Management Commission
2017 Treasurer's Report

	2017 Budget	October	November	%age YTD	2017 YTD
REVENUE					
Application Fees	18,000			95.00	17,100.00
Blue Line Extension					8,666.88
Assessments	145,000			100.00	145,000.00
Interest & Dividend Income	65	288.68		3,698.52	2,404.04
Reserve - Monitoring	0				
Reserve - BMP Assessment	0				
Reserve - General	11,535			0.00	-
Miscellaneous Income					-
Transfer to (from) CIPs (see CIP Tracker page)					66,725.35
To (From) Reserve					-
TOTAL REVENUE	174,600	288.68	-		239,896.27
EXPENSES					
ADMINISTRATION					
Administrative Services	31,000	2,091.44	2,335.43	80.15	24,847.88
Engineering Support	4,500	465.86	527.33	85.50	3,847.66
Project Reviews	1,000	31.65	56.37	159.23	1,592.31
ENGINEERING					
Administration	25,000	1,223.70	1,024.45	90.99	22,746.85
Grant Application Writing	1,500			99.61	1,494.10
Project Review	23,000	2,811.69	1,515.40	129.21	29,717.68
Blue Line Extension		798.23	145.75		3,417.18
LEGAL					
Legal Services	5,000	283.95	323.75	56.18	2,808.90
MISCELLANEOUS					
Bookkeeping	2,500	149.75	82.80	96.99	2,424.84
Audit	5,000			90.00	4,500.00
Insurance & Bonding	2,300			109.78	2,525.00
Meeting Expense	1,800	140.75	142.99	85.11	1,531.96
PROJECTS					
Macroinvertebrate Monitoring	1,000			0.00	-
Volunteer Wetland Monitoring (WHEP)	2,000		2,000.00	100.00	2,000.00
Outfall and Stream Monitoring	17,000	857.45	3,162.48	83.92	14,266.55
Annual Water Quality Report	6,000			99.94	5,996.14
Water Quality Education					
Education Program 2017	15,000	377.70	867.95	67.68	10,151.61
Rain Garden Workshops	2,000			114.71	2,294.25
Education Grants	2,000			0.00	-
WMWA General Programs	4,000			93.75	3,750.00
WMWA Educators/Watershed Prep	4,500			100.00	4,500.00
WMWA Special Projects	1,500			100.00	1,500.00
Contribution to Construction/Grant Match	5,000			0.00	-
Transfer to Management Plans (page 2)	12,000	-	-		122.15
Transfer to Projects (page 2)					-
Transfer to (from)CIPs					86,374.44
To (from) Reserves					-
TOTAL OPERATING EXPENSE	174,600	9,232.17	12,184.70		232,409.50
CASH SUMMARY					
4M Fund Balance at 12/31/16					429,934.87
Plus Revenue Received to Date					240,074.74
Minus Claims Approved to Date					(235,368.73)
Minus Claims Presented Current Month					(12,184.70)
Fund Balance		434,640.88			422,456.18

**West Mississippi Watershed Management Commission
2017 Treasurer's Report**

Claims Presented November 9, 2017	General Ledger Acct No	October	November		
					Total
Kennedy & Graven					323.75
Legal - General	52001		323.75		
Edinburgh - meal - previous month	54001		142.99		142.99
Hennepin County Treasurer					2,000.00
HCEE - WHEP	56006		2,000.00		
Wenck Associates					6,671.33
General Engineering	51001		1,024.45		
Project Reviews	51002		1,515.40		
Blue Line Extension	51009		145.75		
Project Management Plan	51003				
Grant Applica/Research	51005				
Plan Amendment	51007				
Education Program	57008		823.25		
Intensive BMPs	57011				
Brooklyn Center Subwatershed Assessment	57012				
Annual Water Quality Report	58002				
Water Monitoring Program	58011		3,162.48		
Mill Pond Dam Stream Stabilization	70701				
Judie Anderson's Secretarial Service					3,046.63
Administration	53001		2,335.43		
Bookkeeping	54002		82.80		
Project and WCA Review Support	53002		56.37		
Education Programs	57008		44.70		
Engineering Support	53004		527.33		
Engineering Support - CIPs	53004				
Engineering Support - Plan Amendment	53007				
Total Claims					12,184.70
					
Judie A Anderson, Deputy Treasurer					
		October	November	%age YTD	2017 YTD
MANAGEMENT PLANS					
3rd Generation Plan					
					-
	Minor Plan Amendment	2,000		6.11	122.15
	Subwatershed Assessment	10,000		0.00	-
TOTAL MGMT PLANS (tfer (to) from Op Budget)		-	-		122.15

**West Mississippi Watershed Management Commission
2017 Treasurer's Report
Capital Improvement Project Tracking**

CIPs	Amount	%age	TOTAL 2012	TOTAL 2013	TOTAL 2014	TOTAL 2015	TOTAL 2016	JAN 2017	FEB 2017	MAR 2017	APR 2017	MAY 2017	JUN 2017	JUL 2017	AUG 2017	SEP 2017	OCT 2017	NOV 2017	TOTAL 2017	TOTAL ALL YEARS
Ad Valorem 2012 levy 2013-Mill Pond Dam Strm St	125,000	100.000																		
Revenue			-	122,418.64	(385.61)	1,019.95	-												-	123,052.98
Expense			1,488.10	-	-	-	-												-	1,488.10
Balance			(1,488.10)	122,418.64	(385.61)	1,019.95	-	-	-	-	-	-	-	-	-	-	-	-	-	121,564.88
Ad Valorem 2014 levy 2015-Cost Share Retrofits	50,000	100.000																		
Revenue			-	-	-	50,108.29	-							5.71					5.71	50,114.00
Expense			-	-	549.20	-	-												-	549.20
Balance			-	-	(549.20)	50,108.29	-	-	-	-	-	-	-	5.71	-	-	-	-	5.71	49,564.80
Ad Valorem 2015 levy 2016-Cost Share Retrofits	50,000	100.000																		
Revenue			-	-	-	-	50,025.19							52.84					52.84	50,078.03
Expense			-	-	-	399.38	-												-	399.38
Balance			-	-	-	(399.38)	50,025.19	-	-	-	-	-	-	52.84	-	-	-	-	52.84	49,678.65
Ad Valorem 2016 levy 2017-Cost Share Retrofits	50,500	38.462																		
Revenue			-	-	-	-	-							25,641.38					25,641.38	25,641.38
Expense			-	-	-	-	132.00												-	132.00
Balance			-	-	-	-	(132.00)	-	-	-	-	-	-	25,641.38	-	-	-	-	25,641.38	25,509.38
Ad Valorem 2016 levy 2017-BioChar Project	80,800	61.538																		
Revenue			-	-	-	-	-							41,025.42					41,025.42	41,025.42
Expense			-	-	-	-	132.00								86,117.50				86,117.50	86,249.50
Balance			-	-	-	-	(132.00)	-	-	-	-	-	-	41,025.42	(86,117.50)	-	-	-	(45,092.08)	(45,224.08)
2017-04 City Cost Share BMP Projects	50,000																			
Revenue																			-	-
Expense																128.47			128.47	128.47
Balance								-	-	-	-	-	-	-	-	(128.47)	-	-	(128.47)	(128.47)
2017-05 Mississippi Crossings Rain Garden	54,750																			
Revenue																			-	-
Expense																128.47			128.47	128.47
Balance								-	-	-	-	-	-	-	-	(128.47)	-	-	(128.47)	(128.47)
TOTAL CIP																				
Revenue			-	122,418.64	(385.61)	51,128.24	50,025.19	-	-	-	-	-	-	66,725.35	-	-	-	-	66,725.35	289,911.81
Expense			1,488.10	-	549.20	399.38	264.00	-	-	-	-	-	-	-	86,117.50	256.94	-	-	86,374.44	89,075.12
Balance			(1,488.10)	122,418.64	(934.81)	50,728.86	49,761.19	-	-	-	-	-	-	66,725.35	(86,117.50)	(256.94)	-	-	(19,649.09)	200,836.69

Kennedy & Graven, Chartered

200 South Sixth Street, Suite 470
Minneapolis, MN 55402

(612) 337-9300

41-1225694

October 17, 2017

Statement No. 139659

West Mississippi Watershed Management Commission

JASS - Watershed Administrators
3235 Fernbrook Lane
Plymouth, MN 55447


Through September 30, 2017

WE405-00001 General

323.75

Total Current Billing: 323.75

I declare, under penalty of law, that this
account, claim or demand is just and
correct and that no part of it has been
paid.



Signature of Claimant

Kennedy & Graven, Chartered

200 South Sixth Street, Suite 470
Minneapolis, MN 55402

West Mississippi Watershed

September 30, 2017

WE405-00001 General

Through September 30, 2017

For All Legal Services As Follows:

			Hours	Amount
9/14/2017	TJG	Prepare for, travel to, and attend meeting	1.40	278.60
9/25/2017	TJG	Respond to question regarding content of a treasurer's report; research regarding same	0.20	39.80
Total Services:			\$	318.40

For All Disbursements As Follows:

9/14/2017	Troy Gilchrist; Mileage expense	5.35
Total Disbursements:		\$ 5.35

Total Services and Disbursements: \$ 323.75

Edinburgh USA

EVENT AND CONFERENCE CENTER

Client/Organization SC Water Management	Event Date 10/12/2017 (Thu)	Telephone (763) 553-1144	Fax (763) 553-9326	Event # EDN18166
Address 3235 Fernbrook Lane		Booking Contact Judie Anderson	Site Contact Beverly Love	Guests 23 (Pln)
Party Name SC Water Management	Theme Corporate Event	Sales Rep Cheron Rubenstein	Category	

SC Water Management
3235 Fernbrook Lane
Plymouth, MN 55447

Invoice

Event held on Thursday, October 12, 2017

7	NACM: Fish and Chips @ 14.00	98.00
9	NACM: Girvan Chicken Salad @ 14.00	126.00
7	NACM: Reuben @ 14.00	98.00
23	NACM: Chef's Choice Dessert @ 1.00	23.00
11	Beverages: NA Bev: Assorted Soda @ 2.50	27.50
Subtotal		372.50
Gratuity		0.00
Surcharge		70.78
Taxes		33.35
Total		476.63
Paid		0.00
Balance		476.63

SC - 333.64
WM - 142.99



Hennepin County

Public Works

Environment and Energy Department

Rosemary Lavin, Director
701 Fourth Avenue South, Suite 700
Minneapolis, Minnesota 55415-1842

612-348-3777, Phone
612-348-8532, Fax
www.hennepin.us/environment

To:	West Mississippi Watershed Management Commission 3235 Fernbrook Lane Plymouth, MN 55447
From:	Hennepin County Department of Environment and Energy 701 Fourth Ave. S. Suite 700 Minneapolis, MN 55415 Phone: 612-596-9129

October 25, 2017

Please pay \$2000.00 for sites monitored on within the West Mississippi Watershed as part of the 2017 Wetland Health Evaluation Program ~~and the 2017 River Watch program~~. Cost includes all equipment; training; contractor time; team leader hours; QA/QC; data assessment; report writing, printing and distribution.

Please send payment to:

Hennepin County Department of Environment and Energy
Attn: Mary Karius
701 Fourth Ave, S. Suite 700
Minneapolis, MN 55415

Please remit within 45 days

Invoice

November 6, 2017
Invoice No: 11707654



Ms. Judie Anderson
West Mississippi Watershed Mgmt. Comm.
3235 Fernbrook Lane
Plymouth, MN 55447

Responsive partner.
Exceptional outcomes.

Project Manager Edward Matthiesen

Project B1241-0064 West Mississippi WMO 2017 General Engineering

Professional Services Through October 31, 2017

Professional Personnel

	Hours	Rate	Amount
Cruey, Bryce	.60	172.00	103.20
Matthiesen, Edward	2.70	194.00	523.80
Megow, Erik	.50	137.00	68.50
Spector, Diane	1.70	185.00	314.50
Totals	5.50		1,010.00
Total Labor			1,010.00

Unit Billing

Mileage MP 2006 Corolla RGC 668 **14.45**

Total Invoice Amount \$1,024.45

	Current	Prior	Total
Billing Summary	1,024.45	21,722.40	22,746.85

Invoice

November 6, 2017
Invoice No: 11707655



Ms. Judie Anderson
West Mississippi Watershed Mgmt. Comm.
3235 Fernbrook Lane
Plymouth, MN 55447

Responsive partner.
Exceptional outcomes.

Project Manager Edward Matthiesen

Project B1241-0066 2017 Project Reviews

Professional Services Through October 31, 2017

Phase 01 Project Reviews

Project Reviews

Professional Personnel

	Hours	Rate	Amount	
Matthiesen, Edward	2.30	194.00	446.20	
Nalven, Sarah	7.70	102.00	785.40	
Watson, Meaghan	.30	114.00	34.20	
Weigel, Eileen	2.00	102.00	204.00	
Totals	12.30		1,469.80	
Total Labor				1,469.80
				Phase Total
				\$1,469.80

Phase 02 WCA

WCA

Professional Personnel

	Hours	Rate	Amount	
Watson, Meaghan	.40	114.00	45.60	
Totals	.40		45.60	
Total Labor				45.60
				Phase Total
				\$45.60

Total Invoice Amount \$1,515.40

	Current	Prior	Total
Billing Summary	1,515.40	28,202.28	29,717.68

Invoice

November 6, 2017
Invoice No: 11707652

Ms. Judie Anderson
Shingle Creek Watershed Management Comm.
3235 Fernbrook Lane
Plymouth, MN 55447



Responsive partner.
Exceptional outcomes.

Project Manager Edward Matthiesen

Project B1240-0160 2015 Project Review - BLRT

Professional Services Through October 31, 2017

Professional Personnel

	Hours	Rate	Amount	
Boll, Wesley	1.30	151.00	196.30	
Matthiesen, Edward	.30	194.00	58.20	
Spector, Diane	.20	185.00	37.00	
Totals	1.80		291.50	
Total Labor				291.50
		Total Invoice Amount		\$291.50

SC - 145.75
WM - 145.75

Invoice

November 6, 2017
Invoice No: 11707673

Ms. Judie Anderson
Shingle Creek Watershed Management Comm.
3235 Fernbrook Lane
Plymouth, MN 55447



Responsive partner.
Exceptional outcomes.

Project Manager Diane Spector

Project B1240-0176 Shingle Creek WMO 2017 Education

Professional Services Through October 31, 2017

Phase 01 Education and Outreach
Education and Outreach

Professional Personnel

	Hours	Rate	Amount	
Spector, Diane	8.90	185.00	1,646.50	
Totals	8.90		1,646.50	
Total Labor				1,646.50
				Phase Total
				\$1,646.50

Phase 02 WMWA
WMWA

Professional Personnel

	Hours	Rate	Amount	
Spector, Diane	2.70	185.00	499.50	
Totals	2.70		499.50	
Total Labor				499.50
				Phase Total
				\$499.50

Total Invoice Amount \$2,146.00

Billing Summary	Current	Prior	Total
	2,146.00	17,826.10	19,972.10

SC Education - 823.25

Wmwa - 499.50

1322.75

WM Education - 823.25

Invoice

November 3, 2017
Invoice No: 11707460



Ms. Judie Anderson
West Mississippi Watershed Mgmt. Comm.
3235 Fernbrook Lane
Plymouth, MN 55447

Responsive partner.
Exceptional outcomes.

Project Manager Brian Beck

Project B1241-0067 2017 Stream and Outfall Monitoring

Professional Services Through October 31, 2017

Professional Personnel

	Hours	Rate	Amount	
Beck, Brian	9.30	123.00	1,143.90	
Nalven, Sarah	13.10	102.00	1,336.20	
Totals	22.40		2,480.10	
Total Labor				2,480.10

Outside Services

Instrumental Research, Inc.			594.00	
Outside Services Total			594.00	594.00

Unit Billing

Sontek Flow Tracker				
YSI - 6920 (Temp, DO, Cond, pH)				
Mileage MP 2012 Silverado 520 JNJ				88.38

Total Invoice Amount \$3,162.48

Billing Summary	Current	Prior	Total
	3,162.48	11,104.07	14,266.55



3235 Fernbrook Lane Plymouth
MN 55447

Shingle Creek / West Mississippi Watershed Management Commissions
3235 Fernbrook Lane
Plymouth, MN 55447

November 7 2017

	Shared	G/L	Shingle Creek			West Mississippi			Total Project Area	
									SC	WM
Administrative		53001	1.08	55.00	59.40	1.08	55.00	59.40		
Administrative		53001	17.66	60.00	1,059.60	7.97	60.00	478.20		
Secretarial	70-30	53001	12.34	55.00	475.09		55.00	203.61		
Administrative	70-30	53001	44.60	60.00	1,873.20		60.00	802.80		
Admin - Offsite	70-30	53001	3.92	65.00	178.36		65.00	76.44		
Office Support		53001	5.00	200.00	1,000.00	3.00	200.00	600.00		
Data Processing/File Mgmt	70-30	53001		55.00	-		55.00	-		
Data Processing/File Mgmt		53001		60.00	-		60.00	-		
Reimbursable Exp Incl Meal Expense		53001	298.25	1.00	298.25	114.98	1.00	114.98	4,943.900	2,335.430
Bookkeeping	80-20	54022		55.00	-		55.00	-		
Bookkeeping	80-20	54002	0.25	60.00	12.00		60.00	3.00		
Bookkeeping		54002		55.00	-		55.00	-		
Bookkeeping		54002	3.51	60.00	210.60	1.33	60.00	79.80		
Audit		54003		55.00	-		55.00	-		
Audit		54003		60.00	-		60.00	-	222.600	82.800
Project / WCA Reviews - Secre		53002		55.00	-		55.00	-		
Project / WCA Reviews - Admin		53002		60.00	-	0.57	60.00	34.20		
Reimbursable Expense		53002	28.95	1.00	28.95	22.17	1.00	22.17	28.950	56.370
Education - Admin	50-50	57008		55.00	-		55.00	-		
Education - Admin	50-50	57008		60.00	-		60.00	-		
Education - NPDES	50-50	57008		60.00	-		60.00	-		
Education - RG Workshops	50-50	57008		60.00	-		60.00	-		
Education - Admin - Offsite	50-50	57008		65.00	-		65.00	-		
Website	50-50	57008	0.58	55.00	15.95		55.00	15.95		
Website	50-50	57008		60.00	-		60.00	-		
Reimbursable Expense		57007	28.75	1.00	28.75	28.75	1.00	28.75	44.700	44.700
Engineering Support - Admin		53004	12.66	60.00	759.60		60.00	-		
Engineering Support - Admin	70-30	53004	25.27	60.00	1,061.34		60.00	454.86		
Engineering Support - Offsite	70-30	53004	2.03	65.00	92.37		65.00	39.59		
Reimbursable Expense		53004	110.32	1.00	110.32	32.88	1.00	32.88	2,023.625	527.325
					7,263.78			3,046.63	7,263.775	3,046.625

From: Marta Roser [mailto:mrosler@CI.ROBBINSDALE.MN.US]
Sent: Tuesday, November 07, 2017 10:53 AM
To: Judie@jass.biz; ematthiesen@wenck.com; dspector@wenck.com
Subject: Interesting Carp Research

Hi Judie, Diane, and Ed

I have been meaning to email you for a while now, when I was at the Aquatic Invasive Species Conference back in September I heard about some interesting carp research that might link up well with your carp tracking program for Shingle Creek. The researchers talked about how carp will learn to avoid nets and electrofishing, and so were looking at other ways to inexpensively determine the carp population. They are using environmental DNA (eDNA) to estimate population size, and have had success especially when baiting the common carp to one spot using cracked corn. I thought of your radio tagged carp, and how you would be able to tell if they were all in one area using their signals. I thought I would pass on the information. Their powerpoint was not downloadable from the conference, but I have pasted the abstract below. The presenter Ratna Ghosal was fantastic at presenting the information and I could see her presenting to a non-technical audience such as the commissioners. Her contact info is rghosal@umn.edu and her work can be found at <https://www.maisrc.umn.edu/team-ghosal>

“The value of eDNA as a measurement tool for carps and how it can be improved using attractants”
Authors: Ratna Ghosal, Peter Sorensen, Grace van Susteren, Jane Feely, Mike Sadowsky, Ping Wang

“To control invasive fishes, including Asian carp, accurate and inexpensive measures of their presence and abundance are required. Until recently, these measures were impossible to obtain for fast-moving and/or bottom-living species such as carp because they actively avoid nets and electrofishing (which can only be used in specific places and ways). Recently, measurements of the DNA these species release into the water (‘eDNA’) have gained prominence because of their great sensitivity and specificity, and ease of collection even in deep, fast-flowing waters. While the initial problems of “false positives” and cost for eDNA have been solved with the development of better markers, there is still an issue of “false negatives” because of DNA dilution and the inability of measurement techniques to distinguish between dead and living animals. A now-complete study has solved this problem by using food and sexual stimuli to attract carps to known sites where they can be accurately, precisely and reliably measured with extreme sensitivity. Sex can also be determined using sex pheromones. A proof-of-concept study described demonstrates the utility of this technique for both common and Asian carps, which could now be deployed by state DNRs for many species including gamefish. (Also funded by the USGS)”

Marta Roser
Water Resources Specialist
Office: (763) 531-1248
Mobile: (763) 458-1788



The City of Plymouth will be hosting a Winter Maintenance Training on Monday November 20th at the Plymouth Public Works Maintenance Facility. This training class will have presenters from Fortin Consulting who will offer information about the best management practices for managing snow and ice and minimizing the impacts on the environment. At the conclusion of the class an optional certification test will be offered from the Minnesota Pollution Control Agency that will certify each employee as Level 1 salt applicators.

Registration: <https://www.eventbrite.com/e/winter-maintenance-training-for-reduced-environmental-impacts-roads-tickets-39486081934>



NOV
20

Winter Maintenance Training for Reduced Environmental Impacts: Roads

by City of Plymouth

Free



REGISTER

DESCRIPTION

The training class is presented by Fortin Consulting Staff and maintenance professionals. It offers information about the best practices for managing snow and ice on roadways. Through presentations and class exercises, participants will learn how to integrate science with practical winter maintenance while minimizing impacts on the environment. Training topics will include:

- Application rates
- Equipment Calibration
- Weather Conditions
- Material Storage
- Environmental Effects
- New Maintenance Methods
- De-Icing
- Anti-Icing

Attendees will be given a copy of the "Minnesota Snow and Ice Control Field Handbook"

DATE AND TIME

Mon, November 20, 2017
7:30 AM – 1:00 PM
CST

[Add to Calendar](#)

LOCATION

City of Plymouth
Public Works
Maintenance Facility
14900 23rd Avenue
North
Plymouth, MN 55447
[View Map](#)

FRIENDS WHO ARE GOING

  [Connect to Facebook](#)

After the conclusion of the class an optional test is offered to earn the Minnesota Pollution Control Agency (MPCA) Level 1 Certification in Winter Maintenance. The certified individuals are then listed on the MPCA website.

Who should attend?

City, County and state winter maintenance professionals

Training is free and lunch will be provided.

Register by Thursday November 16th, 2017 at noon.

Funding for this workshop is provided by the MPCA through a grant from the United States Environmental Protection Agency, Section 319 Nonpoint Source Management Fund and matches from local partners.

City of Plymouth

Organizer of Winter Maintenance Training for Reduced Environmental Impacts: Roads

 [Website](#)

Ben Scharenbroich

Senior Engineering Technican

763-509-5527

bscharenbroich@plymouthmn.gov