


Shingle Creek Watershed Management Commission - 2019 Treasurer's Report

		2019 Budget	October	November	%age YTD	2019 YTD
REVENUE	%age					
Application Fees		22,000	1,700.00		82.73	18,200.00
Assessments		356,900			100.00	356,900.00
Interest and Dividends		3,000	1,331.01		652.39	19,571.68
Education Reimbursement		33,000			52.67	17,381.81
Rain Garden Workshops		6,000			104.17	6,250.00
<i>Transfer to (from) Grants (see following pages)</i>			47,849.00	-		384,044.57
<i>Transfer to (from) CIPs</i>						247,023.52
<i>Transfer to (from) Closed Projects Account</i>						-
TOTAL REVENUE		420,900	50,880.01	-		1,049,371.58
EXPENSES						
ADMINISTRATION						
Administrative Services		71,000	5,251.64	5,407.45	76.07	54,008.54
Engineering Support		17,000	2,188.02	1,820.11	78.55	13,353.80
Project Reviews/WCA-Incl Blue Line Ext.		1,700	42.36	87.91	83.24	1,415.15
Hydraulic/hydrologic Modeling Updates						-
ENGINEERING						
Administration		62,000	6,699.60	4,848.12	127.77	79,216.24
Grant Application Writing		10,000	158.40		101.09	10,109.16
Project Reviews/WCA		37,000	1,224.60	2,980.00	110.61	40,925.14
TMDL 5 Year Reviews/CIP Engineering		12,000			100.06	12,007.60
LEGAL - Legal Services		6,000	649.00	327.40	73.47	4,408.10
MISCELLANEOUS						
Bookkeeping		7,000	174.00	320.04	86.53	6,057.32
Audit		6,000			100.00	6,000.00
Insurance & Bonding		3,100			84.45	2,618.00
Meeting Expense		4,700	329.35		71.05	3,339.33
PROGRAMS						
Citizen Assisted Lake Monitoring (CAMP)		3,800	18.90	760.00	35.89	1,363.80
Stream Monitoring		37,100	3,471.62	3,075.56	83.85	31,107.31
Monitoring Equipment		3,000				
Volunteer Wetland Monitoring (WHEP)		2,000			-	-
Volunteer Stream Monitoring (River Watch)		2,000			-	-
Intensive Lake TMDL Monitoring		22,500	3,491.58	1,403.00	81.43	18,322.37
Annual Monitoring Report		14,000			99.99	13,999.20
Water Quality Education						
Education Program		15,000	1,198.37	1,522.74	108.66	16,298.92
WMWA Ed/Watershed Prep		18,000	244.36	3,005.85	47.73	8,591.12
WMWA General Programs		20,000	326.30	1,312.61	39.31	7,862.47
WMWA Special Projects		6,500	353.52	210.00	56.44	3,668.91
Rain Garden Workshops		8,000			112.50	9,000.00
Education Grants		500			-	-
Subwatershed BMP Assessment		0				-
Third Gen Plan/Amendments		1,000	402.81	161.27	216.83	2,168.29
Flood Modeling and Mapping		25,000	1,740.00		140.01	35,001.30
Contribution to 4th Generation Plan		5,000			-	-
<i>Transfer from Closed Proj Acct for Meadow Lake Mgt Plan Grant</i>						4,874.50
<i>Transfer to (from) Grants (see following pages)</i>			25,518.58	300,506.31		964,346.70
<i>Transfer to (from) CIPs</i>			7,322.47	136,868.31		330,302.08
<i>Transfer to (from) Closed Projects Account</i>						-
TOTAL OPERATING EXPENSE		420,900	60,805.48	464,616.68		1,680,365.35
CASH SUMMARY						
4M Fund Balance at 12/31/18						1,162,466.36
Plus Revenue Received 2018 to date						1,071,764.35
Minus Claims Approved to Date						(1,297,962.26)
Minus Claims Presented Current Month						(464,616.68)
Fund Balance			936,268.45			471,651.77

Shingle Creek Watershed Management Commission - 2019 Treasurer's Report

Claims Presented November 14, 2019	General Ledger Acct No	October	November	Total
Kennedy & Graven				327.40
Legal - General	52001		327.40	
City of Crystal Becker Park BWSR Grant C16-1154	70724		287,876.82	287,876.82
City of Crystal Becker Park CIP 2018	70818		136,455.79	136,455.79
Metropolitan Council - CAMP	56002		760.00	760.00
Lawn Chair Gardener - WMWA Media	57010		210.00	210.00
Mary Amsden - WMWA Ed Services	57011		460.00	554.89
Mary Amsden - WMWA Ed Reimbursement	57012		94.89	
Sharon Meister - WMWA Ed Services	57011		2,240.00	2,420.96
Sharon Meister - WMWA Ed Reimbursement	57012		180.96	
Wenck Associates				27,174.16
General Engineering	51001		4,848.12	
Grant Applica/Research	51005			
Project Reviews	51002		2,980.00	
Flood Modeling and Mapping	51015			
Plan Amendment	51007			
CAMP	56002			
Stream Monitoring	56004		3,075.56	
Intensive Lake TMDL Monitoring	56010		1,403.00	
TMDL 5-Year Reviews	56011			
Education	57008		1,487.07	
Education - WMWA	57009		338.40	
Annual Water Quality Report	58002			
Twin Lake Carp Management Grant	70723			
BioChar Project Grant	70725			
Minneapolis SWA Grant	70726			
Bass/Pomerleau Alum Trmt Grant	70727		3,048.60	
SRP Reduction Grant	70729		9,580.89	
Meadow Lake Mgt Plan Grant	70731			
BioChar Filters Ongoing Management	70812		412.52	
Judie Anderson's Secretarial Service				1,004.21
WMWA General Expense	57009		974.21	
WMWA Educators/WS Prep	57011		30.00	
Judie Anderson's Secretarial Service				7,832.45
Administration	53001		5,407.45	
Project and WCA Review Support	53002		87.91	
Bookkeeping	54002		320.04	
Education Programs	57008		35.67	
Engineering Support	53004		1,770.11	
Engineering Support - CIP General	53004		50.00	
Engineering Support - Plan Amendment	53007		161.27	
Total Claims				464,616.68
				
Judie A Anderson, Deputy Treasurer				

Shingle Creek Watershed Management Commission - 2019 Treasurer's Report

	Total Grant	October	November	%age YTD	YTD
GRANTS					
Twin Lake Carp Management Grant	100,000				
Revenue		10,670.93			12,693.31
Expense		5,245.40			42,831.72
Balance		5,425.53	-		(30,138.41)
BioChar Project Grant	154,300				
Revenue		37,178.07			52,423.36
Expense					44,708.32
Balance		37,178.07	-		7,715.04
Becker Park Grant BWSR C16-1154	725,000				
Revenue					290,000.00
Expense			287,876.82		587,876.82
Balance		-	(287,876.82)		(297,876.82)
Minneapolis Subwatershed Assmt Grant	38,000				
Revenue					15,200.00
Expense					20,077.80
Balance		-	-		(4,877.80)
Bass/Pomerleau Lakes Internal Load Reduction	267,040				
Revenue					-
Expense		1,763.40	3,048.60		32,813.86
Balance		(1,763.40)	(3,048.60)		(32,813.86)
BWSR Watershed Based Funding	103,571				
Revenue					-
Expense					-
Balance		-	-		-
SRP Reduction Project	72,170				
Revenue					13,727.90
Expense		18,509.78	9,580.89		86,038.18
Balance		(18,509.78)	(9,580.89)		(72,310.28)
Becker Park Grant Met Council SG-10335	150,000				
Revenue					-
Expense					150,000.00
Balance		-	-		(150,000.00)
TOTAL GRANTS					
Revenue		47,849.00	-		384,044.57
Expense		25,518.58	300,506.31		964,346.70
Balance		22,330.42	(300,506.31)		(580,302.13)



4141 Douglas Drive North • Crystal, Minnesota 55422-1696

Tel: (763) 531-1000 • Fax: (763) 531-1188 • www.crystalmn.gov

Remit To:
CITY OF CRYSTAL
4141 DOUGLAS DRIVE N
CRYSTAL MN 55422-1696

Billing Address: 117686
SHINGLE CREEK WATERSHED MGMT COMM
ATTN: JUDIE ANDERSON
3235 FERNBROOK LANE N
PLYMOUTH MN 55447

INVOICE

7496

Invoice Date 11/8/2019

Due Date 12/8/2019

Page: 1

Item	Remark	Amount
001	REQUEST FOR PAYMENT:	287,876.82
002	BWSR GRANT C16-1154	
	Total Amount Invoiced	<u>287,876.82</u>
	Balance Due	<u><u>287,876.82</u></u>



4141 Douglas Drive North • Crystal, Minnesota 55422-1696

Tel: (763) 531-1000 • Fax: (763) 531-1188 • www.crystalmn.gov

Remit To:

CITY OF CRYSTAL
4141 DOUGLAS DRIVE N
CRYSTAL MN 55422-1696

Billing Address: 117686
SHINGLE CREEK WATERSHED MGMT COMM
ATTN: JUDIE ANDERSON
3235 FERNBROOK LANE N
PLYMOUTH MN 55447

INVOICE

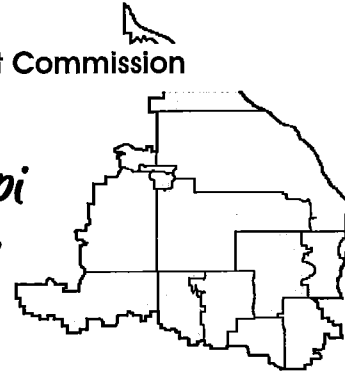
7497

Invoice Date 11/8/2019

Due Date 12/8/2019

Page: 1

Item	Remark	Amount
001	REQUEST FOR PAYMENT:	136,455.79
002	SCWMC CIP	
	Total Amount Invoiced	<u>136,455.79</u>
	Balance Due	<u>136,455.79</u>



3235 Fernbrook Lane N • Plymouth, MN 55447
 Tel: 763.553.1144 • Fax: 763.553.9326
 Email: judie@jass.biz • Website: www.shinglecreek.org

**Shingle Creek and West Mississippi Watershed Management Commissions
 CIP Project Final Request for Reimbursement**

Project Name: Becker Park Stormwater Infiltration Project

Lead City: Crystal

Contact Person: Mark Ray, PE, Director of Public Works

CIP Project Cost	\$250,000.00
Amount Levied	\$250,000.00
Final Project Cost	\$2,141,769.28.00
Maximum Cost Share	\$250,000.00
Amount Requested	\$250,000.00
Difference	\$0.00

Final Project Cost	
Construction	\$1,845,218.60
Engineering	
Professional Services	\$296,425.68
City Staff	\$0.00
Other*	\$125.00
TOTAL	\$2,141,769.28.00
	x 25%
Maximum Cost-Share	\$250,000.00

*MPCA permit

Please provide the following:

1. Final construction contract pay voucher
2. As-builts of features for which cost share is requested, and/or other information documenting that the project achieved the desired outcomes
3. Documentation of engineering and other project costs (can be a financial ledger report)

Submit documentation to Ed Matthiesen, emathiesen@wenck.com. Direct questions regarding CIP project costs and levies to Diane Spector, dspector@wenck.com.

Kennedy & Graven, Chartered

200 South Sixth Street, Suite 470
Minneapolis, MN 55402

(612) 337-9300

41-1225694

October 28, 2019

Statement No. 151057

Shingle Creek Watershed Management Commission

Judie Anderson

JASS - Watershed Administrators
3235 Fernbrook Lane
Plymouth, MN 55447


Through September 30, 2019

SH220-00001 General

327.40

Total Current Billing: 327.40

I declare, under penalty of law, that this account, claim or demand is just and correct and that no part of it has been paid.



Signature of Claimant

Kennedy & Graven, Chartered

200 South Sixth Street, Suite 470
Minneapolis, MN 55402

Shingle Creek Watershed
Judie Anderson

September 30, 2019

SH220-00001 General

Through September 30, 2019

For All Legal Services As Follows:

			Hours	Amount
9/12/2019	TJG	Prepare for, travel to, and attend meeting	1.40	281.40
9/30/2019	TJG	Email exchange regarding professional services agreement; discuss same with Dave A	0.20	40.20
Total Services:			\$	321.60

For All Disbursements As Follows:

9/12/2019		Troy Gilchrist; Mileage expense		5.80
Total Disbursements:			\$	5.80

Total Services and Disbursements: \$ 327.40

Lawn Chair Gardener
5901 Birchwood St.
Shoreview, MN 55126
(651) 485-5171
dawn@lawnchairgardener.com
www.lawnchairgardener.com



INVOICE

BILL TO
WMWA
3235 Fernbrook Lane N.
Plymouth, MN 55447

INVOICE # 1186
DATE 11/06/2019
DUE DATE 12/06/2019
TERMS Net 30

DESCRIPTION	QTY	RATE	AMOUNT
Social Media October 2019: 1 hour/week x 4 weeks	4	42.00	168.00
Social Media Monthly FB and Twitter Reports	1	42.00	42.00

BALANCE DUE **\$210.00**

Thank you for your business!

Mary Amsden
 456 Third Street
 Excelsior, MN 55331

West Metro Water Alliance
 3235 Fernbrook Lane
 Plymouth, MN 55447

Invoice Date: October 31, 2019

Log of Services

Date	Description	Hours	Extended (\$40/hr)	Mileage	Extended (0.58/mi)	Supplies/Fees
7/9/2019	WMWA Meeting	1.50	60.00	27.20	15.78	
			-		-	
			-		-	
Total - WMWA Meetings			\$ 60.00		\$ 15.78	\$ -
	School contacts for fall/winter	1.00	40.00		-	
	- emails, phone calls		-		-	
9/12/2019	Meeting with CCX to set up filming	1.00	40.00	56.00	32.48	
			-		-	
			-		-	
			-		-	
Total - Program Development/Communication			\$ 80.00		\$ 32.48	\$ -
9/25/2019	Noble Elementary	3.00	120.00	33.20	19.26	
10/16/2019	Monroe Elementary	5.00	200.00	47.20	27.38	
			-		-	
			-		-	
			-		-	
			-		-	
Total-Classroom/Community Events			\$ 320.00		\$ 46.63	\$ -
Total:		11.50	\$ 460.00	163.60	\$ 94.89	\$ -

Invoice Total \$ 554.89

460.00	57011	WMWA Ed Regular Services
94.89	57012	WMWA Ed Reimbursed Expense
554.89	TOTAL	



INVOICE

Invoice No: 0001103269
Invoice Date: 11/7/19
Page: 1 of 1

Please Remit To:
Metropolitan Council
Environmental Services
PO Box 856513
Minneapolis MN 55485-6513
United States

Customer Number: 7126
Payment Terms: Due 30 dys
Due Date: 12/7/19

Bill To:
SHINGLE CREEK WATERSHED MGMT COMMISSION
JUDIE ANDERSON
c/o JASS, Inc
3235 Fernbrook Ln N
Plymouth MN 55447
United States

AMOUNT DUE: \$ 760.00 USD

Amount Remitted

For account questions: metcar@metc.state.mn.us

Line	Identifier	Description	Quantity	UOM	Unit Amt	Original Net Amount
1	CAMP	Citizen-Assist-Monitor-Prj	1.00	EA	760.00	760.00
Subtotal:						<u>760.00</u>

Contract: 19R023

Quantity of lake sites: 1 at \$760 each.
2019 Citizen-Assisted Monitoring Program

For questions about this bill, please contact Brian Johnson at 651-602-8743 or Brian.Johnson@metc.state.mn.us.

ANY UNPAID BALANCE OVER 30 DAYS FROM DATE OF INVOICE WILL BE SUBJECT TO A FINANCE CHARGE AT THE RATE OF 1.5% PER MONTH (18% PER YEAR)

PAYMENTS ACCEPTED VIA CHECK, CREDIT CARD, OR ACH/EFT

- > CHECK: use the remit address at the top of this invoice
- > CARD: visit <http://metcar.metc.state.mn.us/>
- > EFT/ACH: provide your EFT/Direct Deposit enrollment form to metcar@metc.state.mn.us

Amount Due: \$ 760.00

Invoice

November 8, 2019
Invoice No: 11907876



Ms. Judie Anderson
Shingle Creek Watershed Management Comm.
3235 Fernbrook Lane
Plymouth, MN 55447

Responsive partner.
Exceptional outcomes.

Project Manager Edward Matthiesen

Project B1240-0204 2019 General Engineering

Professional Services Through October 31, 2019

Phase 01 2019 General Engineering

2019 General Engineering

Professional Personnel

	Hours	Rate	Amount	
Matthiesen, Edward	8.30	198.00	1,643.40	
Nalven, Sarah	.60	108.00	64.80	
Spector, Diane	14.90	188.00	2,801.20	
Weigel, Eileen	2.20	145.00	319.00	
Totals	26.00		4,828.40	
Total Labor				4,828.40

Unit Billing

00-WAI Vehicle Golden Valley 19.72

Phase Total \$4,848.12

Total Invoice Amount \$4,848.12

	Current	Prior	Total
Billing Summary	4,848.12	74,368.12	79,216.24

Invoice

November 8, 2019
 Invoice No: 11907877



Ms. Judie Anderson
 Shingle Creek Watershed Management Comm.
 3235 Fernbrook Lane
 Plymouth, MN 55447

Responsive partner.
 Exceptional outcomes.

Project Manager Edward Matthiesen

Project B1240-0209 2019 Project Reviews

Professional Services Through October 31, 2019

Phase 01 2019 General Project Reviews

2019 General Project Reviews

Professional Personnel

	Hours	Rate	Amount	
Matthiesen, Edward	4.20	198.00	831.60	
Nalven, Sarah	.10	108.00	10.80	
Spector, Diane	.80	188.00	150.40	
Totals	5.10		992.80	
Total Labor				992.80
				Phase Total \$992.80

Phase 02 WCA Administration

WCA Administration

Professional Personnel

	Hours	Rate	Amount	
Dietrich, Meaghan	.90	120.00	108.00	
Totals	.90		108.00	
Total Labor				108.00
				Phase Total \$108.00

Phase 03 Webber 44

Webber 44

Professional Personnel

	Hours	Rate	Amount	
Nalven, Sarah	2.00	108.00	216.00	
Totals	2.00		216.00	
Total Labor				216.00
				Phase Total \$216.00

Phase 19006 Twin Lake North

Twin Lake North

Professional Personnel

	Hours	Rate	Amount	
Dix, Alec	1.00	63.00	63.00	
Matthiesen, Edward	2.90	198.00	574.20	

INVOICES ARE DUE UPON PRESENTATION. Subject to 1-1/2% 18% Annum interest/finance charge. Please reference the invoice number when sending payment. Federal Tax ID #41-1520095 -Wenck Associates, Inc.-1800 Pioneer Creek Center PO Box 249- Maple Plain, MN 55359-0249 Toll Free:800-472-2232 Main:763-479-4200 E-mail:accounting@wenck.com Web www.wenck.com

Project	B1240-0209	2019 Project Reviews	Invoice	11907877
Nalven, Sarah		9.40	108.00	1,015.20
Totals		13.30		1,652.40
Total Labor				1,652.40
			Phase Total	\$1,652.40

Phase	19010	IBEW Local Union 292 Corp. Office	Hours	Rate	Amount
IBEW Local Union 292 Corp. Office					
Professional Personnel					
Nalven, Sarah			.10	108.00	10.80
Totals			.10		10.80
Total Labor					10.80
				Phase Total	\$10.80
				Total Invoice Amount	\$2,980.00

Billing Summary	Current	Prior	Total
	2,980.00	37,945.14	40,925.14

Invoice

November 8, 2019
Invoice No: 11907870



Ms. Judie Anderson
Shingle Creek Watershed Management Comm.
3235 Fernbrook Lane
Plymouth, MN 55447

Responsive partner.
Exceptional outcomes.

Project Manager Sarah Nalven

Project B1240-0210 2019 Stream Monitoring

Professional Services Through October 31, 2019

Professional Personnel

	Hours	Rate	Amount	
Nalven, Sarah	8.40	108.00	907.20	
Omodt, Nicholas	.10	97.00	9.70	
Stone, Alicia	26.20	63.00	1,650.60	
Totals	34.70		2,567.50	
Total Labor				2,567.50

Outside Services

RMB Environmental Laboratories, Inc.			400.00	
Outside Services Total			400.00	400.00

Reimbursable Expenses

Mileage - Reimbursable			20.30	
Total Reimbursables			20.30	20.30

Unit Billing

00-WAI Vehicle Maple Plain				
01-Hydrolab Data Sonde				
01-Sontek Flow Tracker				
				87.76

Total Invoice Amount \$3,075.56

	Current	Prior	Total
Billing Summary	3,075.56	24,231.75	27,307.31

Invoice

November 8, 2019
Invoice No: 11907868



Ms. Judie Anderson
Shingle Creek Watershed Management Comm.
3235 Fernbrook Lane
Plymouth, MN 55447

Responsive partner.
Exceptional outcomes.

Project Manager Sarah Nalven

Project B1240-0208 2019 Lake Monitoring

Professional Services Through October 31, 2019

Professional Personnel

	Hours	Rate	Amount	
Claus, Aaron	.50	120.00	60.00	
Dix, Alec	.50	63.00	31.50	
Nalven, Sarah	7.90	108.00	853.20	
Omodt, Nicholas	2.40	97.00	232.80	
Totals	11.30		1,177.50	
Total Labor				1,177.50

Outside Services

RMB Environmental Laboratories, Inc.			225.50	
Outside Services Total			225.50	225.50

Total Invoice Amount \$1,403.00

	Current	Prior	Total
Billing Summary	1,403.00	16,919.37	18,322.37

Invoice

November 8, 2019
Invoice No: 11907858



Ms. Judie Anderson
Shingle Creek Watershed Management Comm.
3235 Fernbrook Lane
Plymouth, MN 55447

Responsive partner.
Exceptional outcomes.

Project Manager Diane Spector

Project B1240-0215 Biochar Filters Ongoing Mgmt

Professional Services Through October 31, 2019

Phase 01 Ongoing Management

Ongoing Management

Professional Personnel

	Hours	Rate	Amount	
Nalven, Sarah	1.30	108.00	140.40	
Zhang, Lu	2.20	120.00	264.00	
Totals	3.50		404.40	
Total Labor				404.40

Reimbursable Expenses

Mileage - Reimbursable			8.12	
Total Reimbursables			8.12	8.12

Phase Total \$412.52

Total Invoice Amount \$412.52

	Current	Prior	Total
Billing Summary	412.52	7,322.47	7,734.99

Invoice

November 8, 2019
 Invoice No: 11907854



Ms. Judie Anderson
 Shingle Creek Watershed Management Comm.
 3235 Fernbrook Lane
 Plymouth, MN 55447

Responsive partner.
 Exceptional outcomes.

Project Manager Diane Spector

Project B1240-0200 Bass and Pomerleau Lakes Alum Treatment

Professional Services Through October 31, 2019

Phase 01 Technical Services

Technical Services

Professional Personnel

	Hours	Rate	Amount	
Nalven, Sarah	4.70	108.00	507.60	
Totals	4.70		507.60	
Total Labor				507.60
				Phase Total
				\$507.60

Phase 02 Lake WQ Monitoring

Lake WQ Monitoring

Professional Personnel

	Hours	Rate	Amount	
Dix, Alec	.60	63.00	37.80	
Nalven, Sarah	3.70	108.00	399.60	
Totals	4.30		437.40	
Total Labor				437.40

Outside Services

RMB Environmental Laboratories, Inc.			151.50	
Outside Services Total			151.50	151.50

Reimbursable Expenses

Mileage - Reimbursable			5.80	
Total Reimbursables			5.80	5.80

Phase Total **\$594.70**

Phase 04 SAV Surveys and Permitting

SAV Surveys and Permitting

Professional Personnel

	Hours	Rate	Amount	
Nalven, Sarah	4.10	108.00	442.80	
Omodt, Nicholas	15.50	97.00	1,503.50	
Totals	19.60		1,946.30	
Total Labor				1,946.30

Phase Total **\$1,946.30**

Total Invoice Amount **\$3,048.60**

INVOICES ARE DUE UPON PRESENTATION. Subject to 1-1/2% 18% Annum interest/finance charge. Please reference the invoice number when sending payment. Federal Tax ID #41-1520095 -Wenck Associates, Inc.-1800 Pioneer Creek Center PO Box 249- Maple Plain, MN 55359-0249 Toll Free:800-472-2232 Main:763-479-4200 E-mail:accounting@wenck.com Web www.wenck.com

	Current	Prior	Total
Billing Summary	3,048.60	38,472.36	41,520.96

Invoice

November 8, 2019
 Invoice No: 11907857



Ms. Judie Anderson
 Shingle Creek Watershed Management Comm.
 3235 Fernbrook Lane
 Plymouth, MN 55447

Responsive partner.
 Exceptional outcomes.

Project Manager Diane Spector

Project B1240-0212 Shingle Creek SRP Reduction Project

Professional Services Through October 31, 2019

Phase 02 Filter Installation

Filter Installation

Professional Personnel

	Hours	Rate	Amount	
Scientist I				
Dix, Alec	.20	78.09	15.62	
Scientist II				
Omodt, Nicholas	.20	97.48	19.50	
Totals	.40		35.12	
Total Labor				35.12
				Phase Total
				\$35.12

Phase 03 Monitoring

Monitoring

Professional Personnel

	Hours	Rate	Amount	
Scientist I				
Dix, Alec	2.40	78.09	187.42	
Scientist II				
Nalven, Sarah	29.50	97.48	2,875.66	
Scientist III				
Kallio, Brian	9.40	137.52	1,292.69	
Totals	41.30		4,355.77	
Total Labor				4,355.77

Outside Services

RMB Environmental Laboratories, Inc.	200.00	
Outside Services Total	200.00	200.00

Reimbursable Expenses

Mileage - Reimbursable	9.86	
Total Reimbursables	9.86	9.86

Phase Total **\$4,565.63**

Phase 04 Evaluation

Evaluation

Professional Personnel

	Hours	Rate	Amount	
Project Manager				
Spector, Diane	3.30	137.52	453.82	
Scientist II				
Strom, Jeffrey	2.50	97.48	243.70	
Scientist III				
Kallio, Brian	20.50	137.52	2,819.16	
Matthiesen, Edward	2.10	137.52	288.79	
Totals	28.40		3,805.47	
Total Labor				3,805.47
				Phase Total
				\$3,805.47

Phase 05 Information Sharing
 Information Sharing

Professional Personnel

	Hours	Rate	Amount	
Scientist II				
Nalven, Sarah	.20	97.48	19.50	
Scientist III				
Kallio, Brian	1.60	137.52	220.03	
Totals	1.80		239.53	
Total Labor				239.53
				Phase Total
				\$239.53

Phase 06 Semiannual/Annual Reports
 Semiannual/Annual Reports

Professional Personnel

	Hours	Rate	Amount	
Project Manager				
Spector, Diane	6.80	137.52	935.14	
Totals	6.80		935.14	
Total Labor				935.14
				Phase Total
				\$935.14

Total Invoice Amount **\$9,580.89**

Billing Summary	Current	Prior	Total
	9,580.89	73,257.29	82,838.18

Invoice

November 8, 2019
 Invoice No: 11907856



Ms. Judie Anderson
 Shingle Creek Watershed Management Comm.
 3235 Fernbrook Lane
 Plymouth, MN 55447

Responsive partner.
 Exceptional outcomes.

Project Manager Diane Spector

Project B1240-0203 2019 Education and Outreach
Professional Services Through October 31, 2019

Phase 01 General Education

General Education

Professional Personnel

	Hours	Rate	Amount	
Matthiesen, Edward	1.50	198.00	297.00	
Spector, Diane	14.20	188.00	2,669.60	
Totals	15.70		2,966.60	
Total Labor				2,966.60

Unit Billing

00-WAI Vehicle Golden Valley 7.54

Phase Total \$2,974.14

Phase 02 WMWA

WMWA

Professional Personnel

	Hours	Rate	Amount	
Spector, Diane	1.80	188.00	338.40	
Totals	1.80		338.40	
Total Labor				338.40

Phase Total \$338.40


Total Invoice Amount \$3,312.54

Billing Summary	Current	Prior	Total
	3,312.54	25,910.98	29,223.52

SC Education - 1,487.07
 WMWA - 338.40

 1,825.47

WM Education - 1,487.07



3235 Fernbrook Lane
Plymouth MN 55447

Shingle Creek / West Mississippi Watershed Management Commissions
3235 Fernbrook Lane
Plymouth, MN 55447


November 12, 2019

	Share	G/L	Shingle Creek			West Mississippi			Total Project Area	
			SC	WM		SC	WM	SC	WM	
Administrative	70-30	53001	13.50	55.00	519.75		55.00	222.75		
Administrative		53001	13.19	60.00	791.40	3.11	60.00	186.60		
Administrative	70-30	53001	45.41	60.00	1,907.22		60.00	817.38		
Admin - Offsite	70-30	53001	3.08	70.00	150.92		70.00	64.68		
Office Support	70-30	53001	10.25	200.00	1,435.00		200.00	615.00		
Data Processing/File Mgmt		53001	1.25	55.00	68.75	0.75	55.00	41.25		
Admin Reimbursables		53001	534.41	1.00	534.41	202.49	1.00	202.49	5,407.450	2,150.150
Bookkeeping	80-20	54022		55.00	-		55.00	-		
Bookkeeping	80-20	54022	5.73	60.00	275.04		60.00	68.76		
Bookkeeping		54022		55.00	-		55.00	-		
Bookkeeping		54022	0.75	60.00	45.00		60.00	-		
Audit Prep		54022		60.00	-		60.00	-	320.040	68.760
Project / WCA Reviews - Admin		53002	0.69	60.00	41.40	0.95	60.00	57.00		
Reimbursable Expenses		53002	46.51	1.00	46.51	42.99	1.00	42.99	87.910	99.990
Education - Admin	50-50	57008		60.00	-		60.00	-		
Education - Admin - Offsite	50-50	57008		70.00	-		70.00	-		
Website	50-50	57008	0.75	60.00	22.50		60.00	22.50		
Education Reimbursables	50-50	57008	13.17	1.00	13.17	13.17	1.00	13.17	35.670	35.670
Engrg Support 3G Plan - Secre	70-30	53004		55.00	-		55.00	-		
Engrg Support 3G Plan - Admin	70-30	53004	1.33	60.00	55.86		60.00	23.94		
Engrg Support 3G Plan - Offiste	70-30	53004	2.00	70.00	98.00		65.00	42.00		
Engrg Support 3G Plan Reimbursables		53004	7.41	1.00	7.41	3.18	1.00	3.18	161.270	69.120
Engineering Support - Admin		53004		55.00	-		55.00	-		
Engineering Support - Admin		53004		60.00	-		60.00	-		
Engineering Support - Admin	70-30	53004	16.38	60.00	687.96		60.00	294.84		
Engineering Support - Offiste	70-30	53004		70.00	-		70.00	-		
Engineering Support Reimbursables		53004	1082.15	1.00	1,082.15	112.50	1.00	112.50	1,770.110	407.340
Engineering Support - CIP Offsite	50-50	53004		70.00	-		70.00	-		
Engineering Support - CIP Reimbursables		53004	50.00	1.00	50.00		1.00	-	50.000	-
									7,832.450	2,831.030

West Mississippi Watershed Management Commission
2019 Treasurer's Report

	2019 Budget	October	November	%age YTD	2019 YTD
REVENUE					
Application Fees	20,000	1,700.00		94.00	18,800.00
Assessments	153,600			100.00	153,600.00
Interest & Dividend Income	2,000	774.90		475.86	9,517.12
Reserve - Flood Mapping	25,000			0.00	-
Miscellaneous Income					-
<i>Transfer to (from) CIPs (see CIP Tracker page)</i>					26,800.68
<i>To (From) Reserve</i>					-
TOTAL REVENUE	200,600	2,474.90	-		208,717.80
EXPENSES					
ADMINISTRATION					
Administrative Services	31,000	2,450.29	2,150.15	75.95	23,545.83
Engineering Support	4,500	672.26	407.34	90.80	4,085.93
Project Reviews	1,500	120.07	99.99	66.55	998.24
ENGINEERING					
Administration	30,000	2,272.00	1,293.60	80.22	24,066.98
Grant Application Writing	1,500	206.80		27.61	414.20
Project Review	27,000	5,047.10	6,168.88	119.04	32,139.81
LEGAL					
Legal Services	5,000	347.50	287.20	62.43	3,121.70
MISCELLANEOUS					
Bookkeeping	2,800	51.00	68.76	72.41	2,027.37
Audit	5,000			90.00	4,500.00
Insurance & Bonding	2,800			89.93	2,518.00
Meeting Expense	2,500	141.15		57.25	1,431.14
PROJECTS					
Macroinvertebrate Monitoring	1,000			0.00	-
Volunteer Wetland Monitoring (WHEP)	2,000			0.00	-
Outfall and Stream Monitoring	18,000	1,592.10	1,391.34	80.96	14,573.58
Annual Water Quality Report	6,000			99.99	5,999.65
Water Quality Education					
Education	15,000	1,199.37	1,522.74	109.32	16,397.92
Rain Garden Workshops	2,000			100.00	2,000.00
Education Grants	500			0.00	-
WMWA General Programs	5,000			60.00	3,000.00
WMWA Educators/Watershed Prep	4,500			44.44	2,000.00
WMWA Special Projects	2,000		2,000.00	100.00	2,000.00
Third Gen Plan/amendments	1,000	323.03	313.52	158.19	1,581.89
Contribution to Construction/Grant Match	5,000			0.00	-
Flood modeling and mapping	25,000			0.00	-
<i>Transfer to (from)CIPs</i>					128.47
<i>To (from) Reserves</i>					-
TOTAL OPERATING EXPENSE	200,600	14,422.67	15,703.52		146,530.71
CASH SUMMARY					
4M Fund Balance at 12/31/18					479,512.33
Plus Revenue Received to Date					209,262.09
Minus Claims Approved to Date					(147,050.51)
Minus Claims Presented Current Month					(15,703.52)
Fund Balance		541,723.91			526,020.39

**West Mississippi Watershed Management Commission
2019 Treasurer's Report**

Claims Presented November 14, 2019	General Ledger Acct No	October	November		
					Total
Kennedy & Graven					287.20
Legal - General	52001		287.20		
Shingle Creek WMWA					2,000.00
SC - WMWA Special Projects	57009		2,000.00		
Wenck Associates					10,585.29
General Engineering	51001		1,293.60		
Project Reviews	51002		6,168.88		
Project Management Plan	51003				
Grant Applica/Research	51005				
Plan Amendment	51007		244.40		
Education Program	57008		1,487.07		
Intensive BMPs	57011				
Annual Water Quality Report	58002				
Water Monitoring Program	58011		1,391.34		
Judie Anderson's Secretarial Service					2,831.03
Administration	53001		2,150.15		
Bookkeeping	54002		68.76		
Project and WCA Review Support	53002		99.99		
Education Programs	57008		35.67		
Engineering Support	53004		407.34		
Engineering Support - CIPs	53004				
Engineering Support - Plan Amendment	53007		69.12		
Total Claims					15,703.52
					
Judie A Anderson, Deputy Treasurer					

Kennedy & Graven, Chartered

200 South Sixth Street, Suite 470
Minneapolis, MN 55402

(612) 337-9300

41-1225694

October 28, 2019

Statement No. 151066

West Mississippi Watershed Management Commission

JASS - Watershed Administrators
3235 Fernbrook Lane
Plymouth, MN 55447

Through September 30, 2019

WE405-00001 General

287.20

Total Current Billing: 287.20

I declare, under penalty of law, that this
account, claim or demand is just and
correct and that no part of it has been paid.


Signature of Claimant

Kennedy & Graven, Chartered

200 South Sixth Street, Suite 470
Minneapolis, MN 55402

West Mississippi Watershed

September 30, 2019

WE405-00001 General

Through September 30, 2019

For All Legal Services As Follows:

			Hours	Amount
9/12/2019	TJG	Prepare for, travel to, and attend meeting	1.40	281.40
			Total Services:	\$ 281.40

For All Disbursements As Follows:

9/12/2019	Troy Gilchrist;	Mileage expense		5.80
			Total Disbursements:	\$ 5.80

Total Services and Disbursements: \$ 287.20



3235 Fernbrook Lane · Plymouth, MN 55447
 Telephone (763)553-1144 · FAX (763)553-9326

Sold To:

WEST MISSISSIPPI WMO

Invoice Number:
280

Invoice Date:
November 1, 2019

Due Date:
December 1, 2019

Description	Amount
WMWA Special Projects 2019	2,000.00

Please make check payable to Shingle Creek WMO
 and mail to:

Judie A. Anderson, Deputy Treasurer
 Shingle Creek WMO
 3235 Fernbrook Lane
 Plymouth, MN 55447

Subtotal	2,000.00
Total Invoice Amount	2,000.00
Payment/Credit Applied	
TOTAL	2,000.00

If you have questions regarding this invoice, please call 763-553-1144

Judie A. Anderson, Deputy Treasurer

Invoice

November 8, 2019
Invoice No: 11907878



Ms. Judie Anderson
West Mississippi Watershed Mgmt. Comm.
3235 Fernbrook Lane
Plymouth, MN 55447

Responsive partner.
Exceptional outcomes.

Project Manager Edward Matthiesen

Project B1241-0073 2019 General Engineering

Professional Services Through October 31, 2019

Professional Personnel

	Hours	Rate	Amount	
Matthiesen, Edward	3.40	198.00	673.20	
Spector, Diane	3.30	188.00	620.40	
Totals	6.70		1,293.60	
Total Labor				1,293.60
				Total Invoice Amount
				\$1,293.60

	Current	Prior	Total
Billing Summary	1,293.60	22,773.38	24,066.98

Invoice

November 8, 2019
Invoice No: 11907859



Ms. Judie Anderson
West Mississippi Watershed Mgmt. Comm.
3235 Fernbrook Lane
Plymouth, MN 55447

Responsive partner.
Exceptional outcomes.

Project Manager Diane Spector

Project B1241-0075 2019 Plan Amendments
Professional Services Through October 31, 2019

Professional Personnel

	Hours	Rate	Amount	
Spector, Diane	1.30	188.00	244.40	
Totals	1.30		244.40	
Total Labor				244.40
		Total Invoice Amount		\$244.40

	Current	Prior	Total
Billing Summary	244.40	1,166.20	1,410.60

Invoice

November 8, 2019
 Invoice No: 11907879



Ms. Judie Anderson
 West Mississippi Watershed Mgmt. Comm.
 3235 Fernbrook Lane
 Plymouth, MN 55447

Responsive partner.
 Exceptional outcomes.

Project Manager Edward Matthiesen

Project B1241-0076 2019 Project Reviews
Professional Services Through October 31, 2019

Phase 01 2019 General Project Reviews
 2019 General Project Reviews

Professional Personnel

	Hours	Rate	Amount	
Matthiesen, Edward	1.70	198.00	336.60	
Nalven, Sarah	.10	108.00	10.80	
Spector, Diane	3.80	188.00	714.40	
Totals	5.60		1,061.80	
Total Labor				1,061.80

Unit Billing

00-WAI Vehicle Golden Valley 20.88

Phase Total \$1,082.68

Phase 02 2019 WCA Administration
 2019 WCA Administration

Professional Personnel

	Hours	Rate	Amount	
Dietrich, Meaghan	19.30	120.00	2,316.00	
Totals	19.30		2,316.00	
Total Labor				2,316.00

Phase Total \$2,316.00

Phase 03 TH 252 Reconstruction
 TH 252 Reconstruction

Professional Personnel

	Hours	Rate	Amount	
Matthiesen, Edward	2.60	198.00	514.80	
Totals	2.60		514.80	
Total Labor				514.80

Phase Total \$514.80

Phase 19008 North Park Business Center
 North Park Business Center

Professional Personnel

	Hours	Rate	Amount	
Dix, Alec	1.00	63.00	63.00	
Matthiesen, Edward	1.00	198.00	198.00	
Nalven, Sarah	3.90	108.00	421.20	
Schmitz, Brady	3.10	108.00	334.80	
Totals	9.00		1,017.00	
Total Labor				1,017.00
		Phase Total		\$1,017.00

Phase 19009 Coon Rapids Dam Regional Park Phase II
 Coon Rapids Dam Regional Park Phase II

Professional Personnel

	Hours	Rate	Amount	
Dix, Alec	1.00	63.00	63.00	
Matthiesen, Edward	.70	198.00	138.60	
Nalven, Sarah	.80	108.00	86.40	
Totals	2.50		288.00	
Total Labor				288.00
		Phase Total		\$288.00

Phase 19010 Mississippi Crossing
 Mississippi Crossing

Professional Personnel

	Hours	Rate	Amount	
Matthiesen, Edward	.60	198.00	118.80	
Nalven, Sarah	7.70	108.00	831.60	
Totals	8.30		950.40	
Total Labor				950.40
		Phase Total		\$950.40
		Total Invoice Amount		\$6,168.88

Billing Summary	Current	Prior	Total
	6,168.88	25,970.93	32,139.81

Invoice

November 8, 2019
Invoice No: 11907856



Ms. Judie Anderson
Shingle Creek Watershed Management Comm.
3235 Fernbrook Lane
Plymouth, MN 55447

Responsive partner.
Exceptional outcomes.

Project Manager Diane Spector

Project B1240-0203 2019 Education and Outreach

Professional Services Through October 31, 2019

Phase 01 General Education
General Education

Professional Personnel

	Hours	Rate	Amount
Matthiesen, Edward	1.50	198.00	297.00
Spector, Diane	14.20	188.00	2,669.60
Totals	15.70		2,966.60
Total Labor			2,966.60

Unit Billing

00-WAI Vehicle Golden Valley	7.54
Phase Total	\$2,974.14

Phase 02 WMWA
WMWA

Professional Personnel

	Hours	Rate	Amount
Spector, Diane	1.80	188.00	338.40
Totals	1.80		338.40
Total Labor			338.40

Phase Total \$338.40

Total Invoice Amount \$3,312.54

Billing Summary	Current	Prior	Total
	3,312.54	25,910.98	29,223.52

SC Education - 1,487.07
 WMWA - 338.40

 1,825.47

WM Education - 1,487.07

Invoice

November 8, 2019
Invoice No: 11907869



Ms. Judie Anderson
West Mississippi Watershed Mgmt. Comm.
3235 Fernbrook Lane
Plymouth, MN 55447

Responsive partner.
Exceptional outcomes.

Project Manager Sarah Nalven

Project B1241-0077 2019 Stream and Outlet Monitoring

Professional Services Through October 31, 2019

Professional Personnel


	Hours	Rate	Amount	
Nalven, Sarah	6.90	108.00	745.20	
Omodt, Nicholas	.10	97.00	9.70	
Stone, Alicia	8.70	63.00	548.10	
Totals	15.70		1,303.00	
Total Labor				1,303.00

Unit Billing

00-WAI Vehicle Maple Plain				
01-Hydrolab Data Sonde				
01-Sontek Flow Tracker				88.34

Total Invoice Amount \$1,391.34

	Current	Prior	Total
Billing Summary	1,391.34	13,182.24	14,573.58



3235 Fernbrook Lane
Plymouth MN 55447

Shingle Creek / West Mississippi Watershed Management Commissions
3235 Fernbrook Lane
Plymouth, MN 55447

November 12, 2019

	Share	G/L	Shingle Creek			West Mississippi			Total Project Area	
			SC	WM		SC	WM	SC	WM	
Administrative	70-30	53001	13.50	55.00	519.75		55.00	222.75		
Administrative		53001	13.19	60.00	791.40	3.11	60.00	186.60		
Administrative	70-30	53001	45.41	60.00	1,907.22		60.00	817.38		
Admin - Offsite	70-30	53001	3.08	70.00	150.92		70.00	64.68		
Office Support	70-30	53001	10.25	200.00	1,435.00		200.00	615.00		
Data Processing/File Mgmt		53001	1.25	55.00	68.75	0.75	55.00	41.25		
Admin Reimbursables		53001	534.41	1.00	534.41	202.49	1.00	202.49	5,407.450	2,150.150
Bookkeeping	80-20	54022		55.00	-		55.00	-		
Bookkeeping	80-20	54022	5.73	60.00	275.04		60.00	68.76		
Bookkeeping		54022		55.00	-		55.00	-		
Bookkeeping		54022	0.75	60.00	45.00		60.00	-		
Audit Prep		54022		60.00	-		60.00	-	320.040	68.760
Project / WCA Reviews - Admin		53002	0.69	60.00	41.40	0.95	60.00	57.00		
Reimbursable Expenses		53002	46.51	1.00	46.51	42.99	1.00	42.99	87.910	99.990
Education - Admin	50-50	57008		60.00	-		60.00	-		
Education - Admin - Offsite	50-50	57008		70.00	-		70.00	-		
Website	50-50	57008	0.75	60.00	22.50		60.00	22.50		
Education Reimbursables	50-50	57008	13.17	1.00	13.17	13.17	1.00	13.17	35.670	35.670
Engrg Support 3G Plan - Secre	70-30	53004		55.00	-		55.00	-		
Engrg Support 3G Plan - Admin	70-30	53004	1.33	60.00	55.86		60.00	23.94		
Engrg Support 3G Plan - Offiste	70-30	53004	2.00	70.00	98.00		65.00	42.00		
Engrg Support 3G Plan Reimbursables		53004	7.41	1.00	7.41	3.18	1.00	3.18	161.270	69.120
Engineering Support - Admin		53004		55.00	-		55.00	-		
Engineering Support - Admin		53004		60.00	-		60.00	-		
Engineering Support - Admin	70-30	53004	16.38	60.00	687.96		60.00	294.84		
Engineering Support - Offiste	70-30	53004		70.00	-		70.00	-		
Engineering Support Reimbursables		53004	1082.15	1.00	1,082.15	112.50	1.00	112.50	1,770.110	407.340
Engineering Support - CIP Offsite	50-50	53004		70.00	-		70.00	-		
Engineering Support - CIP Reimbursables		53004	50.00	1.00	50.00		1.00	-	50.000	-
									7,832.450	2,831.030