


## Shingle Creek Watershed Management Commission - 2017 Treasurer's Report

		2017 Budget	November	December	%age YTD	2017 YTD
<b>REVENUE</b>	%age					
Application Fees		25,000	300.00		78.80	19,700.00
Blue Line Extension						8,666.88
Assessments		340,610			100.00	340,610.00
Interest and Dividends		100	779.51		7,434.81	7,434.81
Education Reimbursement		30,000			97.50	29,250.00
Rain Garden Workshops		8,000			104.78	8,382.75
Miscellaneous Income						986.94
<i>Transfer to (from) Management Plans (see following pages)</i>						-
<i>Transfer to (from) Projects (see following pages)</i>						-
<i>Transfer to (from) Grants (see following pages)</i>			31,871.30	-		470,325.77
<i>Transfer to (from) CIPs</i>						-
<i>Transfer to (from) Closed Projects Account</i>						-
<b>TOTAL REVENUE</b>		<b>403,710</b>	<b>32,950.81</b>	<b>-</b>		<b>885,357.15</b>
<b>EXPENSES</b>						
<b>ADMINISTRATION</b>						
Administrative Services		71,000	4,943.90	5,561.68	85.78	60,904.30
Engineering Support		12,500	2,023.63	889.02	121.11	15,138.41
Project Reviews/WCA-Incl Blue Line Ext.		1,000	28.95	124.48	202.91	2,029.14
Hydraulic/hydrologic Modeling Updates				87.30		87.30
<b>ENGINEERING</b>						
Administration		56,410	3,255.24	5,109.25	106.74	60,210.34
Grant Application Writing		10,000	291.00	1,348.20	133.51	13,350.80
Project Reviews/WCA		35,000	3,323.55	2,221.70	117.24	41,033.54
Blue Line Extension			145.75	332.10		3,749.28
TMDL 5 Year Reviews/CIP Engineering		12,000			99.95	11,993.60
LEGAL - Legal Services		6,000	323.75	323.75	54.86	3,291.85
<b>MISCELLANEOUS</b>						
Bookkeeping		5,500	222.60	230.40	122.11	6,716.21
Audit		5,000			120.00	6,000.00
Insurance & Bonding		2,500			105.00	2,625.00
Meeting Expense		4,000	333.64	356.04	98.26	3,930.54
<b>PROGRAMS</b>						
Citizen Assisted Lake Monitoring (CAMP)		3,800		185.00	50.14	1,905.50
Stream Monitoring		39,000	4,747.30	592.03	109.75	42,802.02
Volunteer Wetland Monitoring (WHEP)		2,000	2,000.00		100.00	2,000.00
Volunteer Stream Monitoring		3,000	2,000.00		66.67	2,000.00
Intensive Lake TMDL Monitoring		22,000	1,546.30	1,365.70	99.34	21,855.56
Annual Monitoring Report		14,000			99.94	13,991.01
Water Quality Education						
Education Program		15,000	867.95	1,528.13	78.20	11,729.74
WMWA Ed/Watershed Prep		18,000	3,340.08	890.00	66.47	11,965.11
WMWA General Programs		16,000	775.96	696.23	80.48	12,876.99
WMWA Special Projects		6,000	320.00	547.82	42.26	2,535.64
Rain Garden Workshops		10,000			109.47	10,947.00
Education Grants		2,000			-	-
Contribution to 4th Generation Plan		10,000				-
<i>Transfer to (from) Management Plans (see following pages)</i>		22,000	-	-		7,989.41
<i>Transfer to (from) Projects (see following pages)</i>			-	1,947.04		17,518.28
<i>Transfer to (from) Grants 2016</i>						
<i>Transfer to (from) Grants (see following pages)</i>			9,533.92	38,883.52		265,026.04
<i>Transfer to (from) CIPs</i>						203,878.27
<i>Transfer to (from) Closed Projects Account</i>						-
<b>TOTAL OPERATING EXPENSE</b>		<b>403,710</b>	<b>40,023.52</b>	<b>63,219.39</b>		<b>860,080.88</b>
<b>CASH SUMMARY</b>						
<b>4M Fund Balance at 12/31/16</b>						<b>1,320,649.43</b>
<b>Plus Revenue Received 2017 to date</b>						<b>889,780.59</b>
<b>Minus Claims Approved to Date</b>						<b>(1,049,648.43)</b>
<b>Minus Claims Presented Current Month</b>						<b>(63,219.39)</b>
<b>Fund Balance</b>			<b>1,160,781.59</b>			<b>1,097,562.20</b>

## Shingle Creek Watershed Management Commission - 2017 Treasurer's Report

Claims Presented December 14, 2017	General Ledger Acct No	November	December	Total
Kennedy & Graven				323.75
Legal - General	52001		323.75	
Edinburgh - meal	54001		356.04	356.04
Lawn Chair Gardener - WMWA Media	57010		547.82	547.82
Mary Anderson - WMWA Ed Services	57011			-
Mary Anderson - WMWA Ed Reimbursement	57012			
Sharon Meister - WMWA Ed Services	57011		743.60	833.48
Sharon Meister - WMWA Ed Reimbursement	57012		89.88	
Wenck Associates				53,003.06
General Engineering	51001		5,109.25	
Grant Applica/Research	51005		1,348.20	
Project Reviews	51002		2,221.70	
Blue Line Extension (Light Rail Project - BLRT)	51009		332.10	
CAMP	56002		185.00	
Stream Monitoring	56004		592.03	
Intensive Lake TMDL Monitoring	56010		1,365.70	
TMDL 5-Year Reviews	56011			
Education	57008		1,410.30	
Education - WMWA	57009		92.50	
Pike Lake SWA	58026			
Bass Lake Alum Feasibility	70803			
Bass/Pomerleau Alum Prelim Design	58027		1,947.04	
DO Reaeration Project Grant	70722			
Twin Lake Carp Management Grant	70723		7,714.86	
BioChar Project Grant	70725		30,684.38	
Minneapolis SWA Grant	70726			
Judie Anderson's Secretarial Service				660.25
WMWA General Expense	57009		603.73	
WMWA Educators/WS Prep	57011		56.52	
Judie Anderson's Secretarial Service				7,494.99
Administration	53001		5,561.68	
Project and WCA Review Support	53002		124.48	
Bookkeeping	54002		230.40	
Hydraulic/Hydrologic Modeling Updates	53005		87.30	
Education Programs	57008		117.83	
Engineering Support	53004		889.02	
Engineering Support - CIP General	53004			
Twin Lake Carp Management Grant	70723		484.28	
Pike Lake SWA	58026			
<b>Total Claims</b>				<b>63,219.39</b>
				
<b>Judie A Anderson, Deputy Treasurer</b>				

## Shingle Creek Watershed Management Commission - 2017 Treasurer's Report

	2017 Budget	November	December	%age YTD	YTD
<b>MANAGEMENT PLANS</b>					
Third Generation Management Plan					-
Minor Plan Amendment	2,000				285.01
Subwatershed Assessment					
Pike Lake Subwatershed Assmt	20,000			38.52	7,704.40
<b>TOTAL MGMT PLANS (transfer (to) from Op Budget)</b>	<b>22,000</b>	-	-		<b>7,989.41</b>
<b>PROJECTS</b>					
Bass Lake/Pomerleau Alum Prelim Design			1,947.04		17,518.28
					-
<b>TOTAL PROJECTS (transfer (to) from Op Budget)</b>	<b>0</b>	-	<b>1,947.04</b>		<b>17,518.28</b>
	<b>Total Grant</b>	<b>November</b>	<b>December</b>	<b>%age YTD</b>	<b>YTD</b>
<b>GRANTS</b>					
Connections at Shingle Creek Grant					
Revenue					100,000.00
Expense					-
Balance		-	-		100,000.00
DO Reaeration Project Grant					
Revenue	93,500				48,529.01
Expense					22,975.27
Balance		-	-		25,553.74
Twin Lake Carp Management Grant					
Revenue	100,000	6,243.89			31,331.32
Expense		2,078.43	8,199.14		40,561.63
Balance		4,165.46	(8,199.14)		(9,230.31)
BioChar Project Grant					
Revenue	154,300	25,627.41			84,177.62
Expense		7,455.49	30,684.38		111,073.52
Balance		18,171.92	(30,684.38)		(26,895.90)
Becker Park Grant					
Revenue	725,000				-
Expense					89,950.12
Balance		-	-		(89,950.12)
Minneapolis Subwatershed Assmt Grant					
Revenue	725,000				19,000.00
Expense					465.50
Balance		-	-		18,534.50
<b>TOTAL GRANTS</b>					
<b>Revenue</b>		<b>31,871.30</b>	<b>-</b>		<b>283,037.95</b>
<b>Expense</b>		<b>9,533.92</b>	<b>38,883.52</b>		<b>265,026.04</b>
<b>Balance</b>		<b>22,337.38</b>	<b>(38,883.52)</b>		<b>18,011.91</b>

**Shingle Creek Watershed Management Commission 2017 Treasurer's Report -  
Capital Improvement Project Tracking**

CIPs		Amount	%age	2009 - 2014	2015	2016	Jan 2017	Feb 2017	Mar 2017	Apr 2017	May 2017	Jun 2017	Jul 2017	Aug 2017	Sep 2017	Oct 2017	Nov 2017	Dec 2017	2017 TOTAL
	Ad Valorem 2010 - Minneapolis Greenway	250,000	41.494																
	Revenue			244,762.47	-	110.48													
	Expense			523.42	-	-													
	Balance			244,239.05	-	110.48	-	-	-	-	-	-	-	-	-	-	-	-	-
	Ad Valorem 2011 - Connections at SC	87,500	100.00																
	Revenue			93,796.39	-	-							0.58						0.58
	Expense			2,330.61	-	1,618.80													
	Balance			91,465.78	-	(1,618.80)	-	-	-	-	-	-	0.58	-	-	-	-	-	0.58
	CIP 2012 -New Hope Bass Ck Bk Stabilz	17,500	100.00																
	Revenue -funded from Closed Project Account			-	-	-													
	Expense			1,983.18	-	-													
	Balance			(1,983.18)	-	-	-	-	-	-	-	-	-	-	-	-	-	-	-
	CIP 2014 -Plymouth Bass Lake Pond	210,000	80.77																
	Revenue			-	202,677.72	(175.75)							(161.66)						(161.66)
	Expense			854.79	-	-								4,351.70	2,527.40				6,879.10
	Balance			(854.79)	202,677.72	(175.75)	-	-	-	-	-	-	(161.66)	(4,351.70)	(2,527.40)	-	-	-	(7,040.76)
	CIP 2014 -Cost Share Projects Retrofit	50,000	19.23																
	Revenue			-	48,254.20	(41.84)							(38.49)						(38.49)
	Expense			544.21	-	28,116.06							17,200.00						17,200.00
	Balance			(544.21)	48,254.20	(28,157.90)	-	-	-	-	-	-	(17,238.49)	-	-	-	-	-	(17,238.49)
	CIP 2015 - Cost Share Projects Retrofit	100,000	31.50																
	Revenue			-	-	99,840.01							336.56						336.56
	Expense			-	553.71	6.11													
	Balance			-	(553.71)	99,833.90	-	-	-	-	-	-	336.56	-	-	-	-	-	336.56
	CIP 2015 - DO Reaaration Project	42,500	13.38																
	Revenue			-	-	42,408.23							142.96						142.96
	Expense			-	399.38	48,940.38		1,574.80	1,405.46	1,947.24		200.00							5,127.50
	Balance			-	(399.38)	(6,532.15)	-	(1,574.80)	(1,405.46)	(1,947.24)	-	(200.00)	142.96	-	-	-	-	-	(4,984.54)
	CIP 2015 - Twin Lake Carp Management	125,000	39.37																
	Revenue			-	-	124,784.16							420.65						420.65
	Expense			-	399.38	17,672.01		106.57											106.57
	Balance			-	(399.38)	107,112.15	-	(106.57)	-	-	-	-	420.65	-	-	-	-	-	314.08
	CIP 2015 - Private BMP Retrofits	50,000	15.75																
	Revenue			-	-	49,920.00							168.28						168.28
	Expense			-	399.38	-													
	Balance			-	(399.38)	49,920.00	-	-	-	-	-	-	168.28	-	-	-	-	-	168.28
	CIP 2016 - Cost Share Projects Retrofit	100,000	27.78																
	Revenue			-	-	-							51,787.18						51,787.18
	Expense			-	-	132.00										50,000.00			50,000.00
	Balance			-	-	(132.00)	-	-	-	-	-	-	51,787.18	-	-	(50,000.00)	-	-	1,787.18
	CIP 2016 - BioChar Project	210,000	58.33																
	Revenue			-	-	-							108,738.17						108,738.17
	Expense			-	-	5,358.76		107.57			338.30			123,862.29					124,308.16
	Balance			-	-	(5,358.76)	-	(107.57)	-	-	(338.30)	-	108,738.17	(123,862.29)	-	-	-	-	(15,569.99)
	CIP 2016 - Priority BMP Retrofits	50,000	13.89																
	Revenue			-	-	-							25,893.59						25,893.59
	Expense			-	-	132.00													
	Balance			-	-	(132.00)	-	-	-	-	-	-	25,893.59	-	-	-	-	-	25,893.59

**Shingle Creek Watershed Management Commission 2017 Treasurer's Report -  
Capital Improvement Project Tracking**

CIPs		Amount	%age	2009 - 2014	2015	2016	Jan 2017	Feb 2017	Mar 2017	Apr 2017	May 2017	Jun 2017	Jul 2017	Aug 2017	Sep 2017	Oct 2017	Nov 2017	Dec 2017	2017 TOTAL			
	2017-01 City Cost Share BMP Projects	100,000																				
	Revenue																				-	
	Expense														128.47						128.47	
	Balance						-	-	-	-	-	-	-	-	(128.47)	-	-	-			(128.47)	
	2017-03 Private Cost Share BMP Projects	50,000																				
	Revenue																					-
	Expense														128.47							128.47
	Balance						-	-	-	-	-	-	-	-	(128.47)	-	-	-				(128.47)
<b>TOTAL CIP</b>																						
	Revenue			920,151.18	250,931.92	316,845.29	-	-	-	-	-	-	187,287.82	-	-	-	-	-	-	-	-	187,287.82
	Expense			846,753.49	1,751.85	101,976.12	-	1,788.94	1,405.46	1,947.24	338.30	200.00	17,200.00	128,213.99	2,784.34	50,000.00	-	-	-	-	-	203,878.27
	Balance			73,397.69	249,180.07	214,869.17	-	(1,788.94)	(1,405.46)	(1,947.24)	(338.30)	(200.00)	170,087.82	(128,213.99)	(2,784.34)	(50,000.00)	-	-	-	-	-	(16,590.45)

**Kennedy & Graven, Chartered**

200 South Sixth Street, Suite 470  
Minneapolis, MN 55402

(612) 337-9300

41-1225694

November 14, 2017

Statement No. 140065

Shingle Creek Watershed Management Commission

Judie Anderson

JASS - Watershed Administrators  
3235 Fernbrook Lane  
Plymouth, MN 55447


Through October 31, 2017

SH220-00001      General

323.75

**Total Current Billing:** 323.75

I declare, under penalty of law, that this  
account, claim or demand is just and  
correct and that no part of it has been  
paid

  
Signature of Claimant

## Kennedy & Graven, Chartered

200 South Sixth Street, Suite 470  
Minneapolis, MN 55402

Shingle Creek Watershed  
Judie Anderson

October 31, 2017

SH220-00001    General

Through October 31, 2017

For All Legal Services As Follows:

			Hours	Amount
10/12/2017	TJG	Prepare for, travel to, and attend commission meeting	1.60	318.40
			<b>Total Services:</b>	<b>\$ 318.40</b>

For All Disbursements As Follows:

10/12/2017	Troy Gilchrist;	Mileage expense		5.35
			<b>Total Disbursements:</b>	<b>\$ 5.35</b>

**Total Services and Disbursements: \$ 323.75**

# Edinburgh USA

EVENT AND CONFERENCE CENTER

Client/Organization SC Water Management	Event Date 11/9/2017 (Thu)	Telephone (763) 553-1144	Fax (763) 553-9326	Event # EDN18167
Address 3235 Fernbrook Lane		Booking Contact Judie Anderson	Site Contact Beverly Love	Guests 25 (Pln)
Party Name SC Water Management	Theme Corporate Event	Sales Rep Cheron Rubenstein	Category	

**SC Water Management**  
3235 Fernbrook Lane  
Plymouth, MN 55447

# Invoice

*Event held on Thursday, November 9, 2017*

6	House Cobb Salad @ 14.00	84.00
8	Chicken BLT Sandwich @ 14.00	112.00
11	Braised Pot Roast @ 14.00	154.00
25	NACM: Chef's Choice Dessert @ 1.00	25.00
9	Beverages: NA Bev: Assorted Soda @ 2.50	22.50
Subtotal		397.50
Gratuity		0.00
Surcharge		75.53
Taxes		35.60
Total		508.63
Paid		0.00
Balance		508.63

SC - 356.04  
WM - 152.59



Lawn Chair Gardener  
5901 Birchwood St.  
Shoreview, MN 55126  
(651) 485-5171  
dawn@lawnchairgardener.com  
www.lawnchairgardener.com



# INVOICE

**BILL TO**  
WMWA  
3235 Fernbrook Lane N.  
Plymouth, MN 55447

**INVOICE #** 1106  
**DATE** 12/05/2017  
**DUE DATE** 01/04/2018  
**TERMS** Net 30

ACTIVITY	QTY	RATE	AMOUNT
<b>Social Media</b> November: 2 hours/week x 4weeks as per contract	8	40.00	320.00
<b>Travel</b> mileage for WMWA Board Meeting, Dec. 5, 2017	52	0.535	27.82
<b>Consulting:Meeting</b> WMWA Board Meeting, Dec. 5, 2017	2	40.00	80.00
<b>Consulting:Education</b> Pledge to Plant campaign at area Lego League Tournaments, contacts identified and invited	3	40.00	120.00

**BALANCE DUE** **\$547.82**

Thank you for your business!

Sharon Meister  
 8540 Cain Rd  
 Corcoran, MN 55340

West Metro Water Alliance  
 3235 Fernbrook Lane  
 Plymouth, MN 55447

Invoice Date: November 30, 2017

**Log of Services**

Date	Description	Hours	Extended (\$40/hr)	Mileage	Extended (0.535/mi)	Supplies/Fees
			-		-	
			-		-	
			-		-	
<b>Total - WMWA Meetings</b>			\$ -		\$ -	\$ -
			-		-	
			-		-	
			-		-	
			-		-	
<b>Total - Program Development/Communication</b>			\$ -		\$ -	\$ -
11/2/2017	Sacred Heart	1.75	70.00	28.00	14.98	
11/7/2017	Sacred Heart	1.75	70.00	28.00	14.98	
11/8/2017	Hamline Univ-Watershed Partners:		-		-	
	Climate Change and Clean Water	2.00	80.00	40.00	21.40	
11/14/2017	Zanewood	3.92	156.80	30.00	16.05	
11/17/2017	Rogers	5.25	210.00	12.00	6.42	
11/21/2017	Zanewood	3.92	156.80	30.00	16.05	
			-		-	
			-		-	
			-		-	
			-		-	
			-		-	
			-		-	
			-		-	
			-		-	
			-		-	
<b>Total-Classroom/Community Events</b>			\$ 743.60		\$ 89.88	\$ -
<b>Total:</b>		18.59	\$ 743.60	168.00	\$ 89.88	\$ -

**Invoice Total \$ 833.48**

743.60	57011	WMWA Ed Regular Services
89.88	57012	WMWA Ed Reimbursed Expense
833.48	<b>TOTAL</b>	

**Invoice**

December 8, 2017  
Invoice No: 11708702



Ms. Judie Anderson  
Shingle Creek Watershed Management Comm.  
3235 Fernbrook Lane  
Plymouth, MN 55447

Responsive partner.  
Exceptional outcomes.

Project Manager Edward Matthiesen

Project B1240-0177 Shingle Creek WMO 2017 General Engineering

**Professional Services Through November 30, 2017**

Phase 01 2017 General Engineering  
2017 General Engineering

**Professional Personnel**

	<b>Hours</b>	<b>Rate</b>	<b>Amount</b>	
Matthiesen, Edward	15.20	194.00	2,948.80	
Spector, Diane	11.60	185.00	2,146.00	
Totals	26.80		5,094.80	
<b>Total Labor</b>				<b>5,094.80</b>

**Unit Billing**

Mileage MP 2006 Corolla RGC 668 **14.45**

**Phase Total \$5,109.25**

**Total Invoice Amount \$5,109.25**

<b>Billing Summary</b>	<b>Current</b>	<b>Prior</b>	<b>Total</b>
	<b>5,109.25</b>	<b>55,101.09</b>	<b>60,210.34</b>

**Invoice**

December 8, 2017  
Invoice No: 11708708



Ms. Judie Anderson  
Shingle Creek Watershed Management Comm.  
3235 Fernbrook Lane  
Plymouth, MN 55447

Responsive partner.  
Exceptional outcomes.

Project Manager Diane Spector

Project B1240-0180 2017 Grant Writing

**Professional Services Through November 30, 2017**

**Professional Personnel**

	<b>Hours</b>	<b>Rate</b>	<b>Amount</b>	
Cruey, Bryce	7.50	172.00	1,290.00	
Matthiesen, Edward	.30	194.00	58.20	
Totals	7.80		1,348.20	
<b>Total Labor</b>				<b>1,348.20</b>
				<b>Total Invoice Amount</b>
				<b>\$1,348.20</b>

	<b>Current</b>	<b>Prior</b>	<b>Total</b>
<b>Billing Summary</b>	<b>1,348.20</b>	<b>12,002.60</b>	<b>13,350.80</b>

**Invoice**

December 8, 2017  
Invoice No: 11708693

Ms. Judie Anderson  
Shingle Creek Watershed Management Comm.  
3235 Fernbrook Lane  
Plymouth, MN 55447



Responsive partner.  
Exceptional outcomes.

Project Manager Edward Matthiesen

Project B1240-0178 Shingle Creek WMO 2017 Project Reviews

**Professional Services Through November 30, 2017**

Phase 01 Project Reviews

Project Reviews

**Professional Personnel**

	<b>Hours</b>	<b>Rate</b>	<b>Amount</b>	
Matthiesen, Edward	5.60	194.00	1,086.40	
Nalven, Sarah	2.10	102.00	214.20	
Spector, Diane	.20	185.00	37.00	
Totals	7.90		1,337.60	
<b>Total Labor</b>				<b>1,337.60</b>
				<b>Phase Total</b>
				<b>\$1,337.60</b>

Phase 02 WCA

WCA

**Professional Personnel**

	<b>Hours</b>	<b>Rate</b>	<b>Amount</b>	
Boll, Wesley	5.10	151.00	770.10	
Watson, Meaghan	1.00	114.00	114.00	
Totals	6.10		884.10	
<b>Total Labor</b>				<b>884.10</b>
				<b>Phase Total</b>
				<b>\$884.10</b>

**Total Invoice Amount \$2,221.70**

	<b>Current</b>	<b>Prior</b>	<b>Total</b>
<b>Billing Summary</b>	<b>2,221.70</b>	<b>38,811.84</b>	<b>41,033.54</b>

**Invoice**

December 8, 2017  
Invoice No: 11708692

Ms. Judie Anderson  
Shingle Creek Watershed Management Comm.  
3235 Fernbrook Lane  
Plymouth, MN 55447



Responsive partner.  
Exceptional outcomes.

Project Manager Edward Matthiesen

Project B1240-0160 2015 Project Review - BLRT

**Professional Services Through November 30, 2017**

**Professional Personnel**

	Hours	Rate	Amount	
Boll, Wesley	2.60	151.00	392.60	
Matthiesen, Edward	1.40	194.00	271.60	
Totals	4.00		664.20	
<b>Total Labor</b>				<b>664.20</b>
				<b>Total Invoice Amount</b>
				<b>\$664.20</b>

SC - 332.10  
WM - 332.10

**Invoice**

December 8, 2017  
Invoice No: 11708707



Ms. Judie Anderson  
Shingle Creek Watershed Management Comm.  
3235 Fernbrook Lane  
Plymouth, MN 55447

Responsive partner.  
Exceptional outcomes.

Project Manager Diane Spector

Project B1240-0179 2017 CAMP  
**Professional Services Through November 30, 2017**

**Professional Personnel**

	<b>Hours</b>	<b>Rate</b>	<b>Amount</b>	
Spector, Diane	1.00	185.00	185.00	
Totals	1.00		185.00	
<b>Total Labor</b>				<b>185.00</b>
		<b>Total Invoice Amount</b>		<b>\$185.00</b>

	<b>Current</b>	<b>Prior</b>	<b>Total</b>
<b>Billing Summary</b>	<b>185.00</b>	<b>1,720.50</b>	<b>1,905.50</b>

**Invoice**

December 5, 2017  
Invoice No: 11708266

Ms. Judie Anderson  
Shingle Creek Watershed Management Comm.  
3235 Fernbrook Lane  
Plymouth, MN 55447



Responsive partner.  
Exceptional outcomes.

Project Manager Brian Beck

Project B1240-0184 2017 Stream Monitoring

**Professional Services Through November 30, 2017**

**Professional Personnel**

	<b>Hours</b>	<b>Rate</b>	<b>Amount</b>	
Langer, Thomas	1.70	102.00	173.40	
Nalven, Sarah	3.70	102.00	377.40	
Totals	5.40		550.80	
<b>Total Labor</b>				<b>550.80</b>

**Reimbursable Expenses**

Tools & Equipment			15.01	
<b>Total Reimbursables</b>			<b>15.01</b>	<b>15.01</b>

**Unit Billing**

Mileage MP 2012 Silverado 520 JNJ				26.22
-----------------------------------	--	--	--	-------

**Total Invoice Amount \$592.03**

	<b>Current</b>	<b>Prior</b>	<b>Total</b>
<b>Billing Summary</b>	<b>592.03</b>	<b>38,409.99</b>	<b>39,002.02</b>



**Invoice**

December 4, 2017  
Invoice No: 11708159

Ms. Judie Anderson  
Shingle Creek Watershed Management Comm.  
3235 Fernbrook Lane  
Plymouth, MN 55447



Responsive partner.  
Exceptional outcomes.

Project Manager Jeffrey Strom

Project B1240-0181 2017 Lake Monitoring

**Professional Services Through November 30, 2017**

**Professional Personnel**

	<b>Hours</b>	<b>Rate</b>	<b>Amount</b>	
Langer, Thomas	10.30	102.00	1,050.60	
Nalven, Sarah	.30	102.00	30.60	
Strom, Jeffrey	.50	137.00	68.50	
Weis, Rena	3.60	60.00	216.00	
Totals	14.70		1,365.70	
<b>Total Labor</b>				<b>1,365.70</b>
		<b>Total Invoice Amount</b>		<b>\$1,365.70</b>

<b>Billing Summary</b>	<b>Current</b>	<b>Prior</b>	<b>Total</b>
	<b>1,365.70</b>	<b>20,489.86</b>	<b>21,855.56</b>

**Invoice**

December 8, 2017  
 Invoice No: 11708706



Ms. Judie Anderson  
 Shingle Creek Watershed Management Comm.  
 3235 Fernbrook Lane  
 Plymouth, MN 55447

Responsive partner.  
 Exceptional outcomes.

Project Manager Diane Spector

Project B1240-0176 Shingle Creek WMO 2017 Education

**Professional Services Through November 30, 2017**

Phase 01 Education and Outreach

Education and Outreach

**Professional Personnel**

	Hours	Rate	Amount	
Nalven, Sarah	4.80	102.00	489.60	
Spector, Diane	12.60	185.00	2,331.00	
Totals	17.40		2,820.60	
<b>Total Labor</b>				<b>2,820.60</b>
				<b>Phase Total</b>
				<b>\$2,820.60</b>

Phase 02 WMWA

WMWA

**Professional Personnel**

	Hours	Rate	Amount	
Spector, Diane	.50	185.00	92.50	
Totals	.50		92.50	
<b>Total Labor</b>				<b>92.50</b>
				<b>Phase Total</b>
				<b>\$92.50</b>

**Total Invoice Amount \$2,913.10**

Billing Summary	Current	Prior	Total
	2,913.10	19,972.10	22,885.20

SC Education - 1410.30  
 WmWA - 92.50  


---

 1502.80

Wm Education - 1410.30

**Invoice**

December 8, 2017  
Invoice No: 11708709



Ms. Judie Anderson  
Shingle Creek Watershed Management Comm.  
3235 Fernbrook Lane  
Plymouth, MN 55447

Responsive partner.  
Exceptional outcomes.

Project Manager Diane Spector

Project B1240-0189 Bass and Pomerleau Alum Preliminary Design

**Professional Services Through November 30, 2017**

Phase 01 Sediment Coring

Sediment Coring

**Professional Personnel**

	<b>Hours</b>	<b>Rate</b>	<b>Amount</b>	
Beck, Brian	9.00	123.00	1,107.00	
Nalven, Sarah	3.80	102.00	387.60	
Strom, Jeffrey	.50	137.00	68.50	
<b>Totals</b>	<b>13.30</b>		<b>1,563.10</b>	
<b>Total Labor</b>				<b>1,563.10</b>

**Reimbursable Expenses**

Mileage - Reimbursable			41.20	
<b>Total Reimbursables</b>			<b>41.20</b>	<b>41.20</b>

**Unit Billing**

Mileage MP 2012 Silverado 520 JNJ				<b>118.24</b>
-----------------------------------	--	--	--	---------------

**Phase Total \$1,722.54**

Phase 03 Fish Surveys

Fish Surveys

**Professional Personnel**

	<b>Hours</b>	<b>Rate</b>	<b>Amount</b>	
Strom, Jeffrey	1.00	137.00	137.00	
<b>Totals</b>	<b>1.00</b>		<b>137.00</b>	
<b>Total Labor</b>				<b>137.00</b>

**Unit Billing**

Boat and Motor (100)				<b>87.50</b>
Sediment Core Equipment				

**Phase Total \$224.50**

**Total Invoice Amount \$1,947.04**

	<b>Current</b>	<b>Prior</b>	<b>Total</b>
<b>Billing Summary</b>	<b>1,947.04</b>	<b>15,571.24</b>	<b>17,518.28</b>

**Invoice**

December 8, 2017  
Invoice No: 11708712



Ms. Judie Anderson  
Shingle Creek Watershed Management Comm.  
3235 Fernbrook Lane  
Plymouth, MN 55447

Responsive partner.  
Exceptional outcomes.

Project Manager Diane Spector

Project B1240-0162 Twin Lake Carp Management

**Professional Services Through November 30, 2017**

Phase 01B Carp Tracking  
Carp Tracking

**Professional Personnel**

	Hours	Rate	Amount	
Langer, Thomas	40.10	80.00	3,208.00	
Spector, Diane	7.30	127.00	927.10	
Watson, Meaghan	.70	80.00	56.00	
Weis, Rena	1.30	80.00	104.00	
Totals	49.40		4,295.10	
<b>Total Labor</b>				<b>4,295.10</b>

**Unit Billing**

Mileage MP 2012 Silverado 520 JNJ  
**29.96**  
**Phase Total \$4,325.06**

Phase 02B Fish Barriers  
Fish Barriers

**Professional Personnel**

	Hours	Rate	Amount	
Matthiesen, Edward	4.30	127.00	546.10	
Spector, Diane	.30	127.00	38.10	
Strom, Jeffrey	3.70	127.00	469.90	
Totals	8.30		1,054.10	
<b>Total Labor</b>				<b>1,054.10</b>
				<b>Phase Total \$1,054.10</b>

Phase 03 Carp Removal  
Carp Removal

**Professional Personnel**

	Hours	Rate	Amount	
Langer, Thomas	.90	80.00	72.00	
Totals	.90		72.00	
<b>Total Labor</b>				<b>72.00</b>
				<b>Phase Total \$72.00</b>

Phase 04A Water Quality Monitoring  
Water Quality Monitoring

INVOICES ARE DUE UPON PRESENTATION. Subject to 1-1/2% 18% Annum interest/finance charge. Please reference the invoice number when sending payment. Federal Tax ID #41-1520095 -Wenck Associates, Inc.-1800 Pioneer Creek Center PO Box 249- Maple Plain, MN 55359-0249 Toll Free:800-472-2232 Main:763-479-4200 E-mail:accounting@wenck.com Web www.wenck.com

**Professional Personnel**

	Hours	Rate	Amount	
Spector, Diane	.50	127.00	63.50	
Totals	.50		63.50	
<b>Total Labor</b>				<b>63.50</b>
<b>Phase Total</b>				<b>\$63.50</b>

-----  
Phase 04B Aquatic Vegetation Survey & Mgmt Plan  
Aquatic Vegetation Survey & Mgmt Plan

**Professional Personnel**

	Hours	Rate	Amount	
Langer, Thomas	7.50	80.00	600.00	
Strom, Jeffrey	1.00	127.00	127.00	
Totals	8.50		727.00	
<b>Total Labor</b>				<b>727.00</b>
<b>Phase Total</b>				<b>\$727.00</b>

-----  
Phase 05 Community Engagement  
Community Engagement

**Professional Personnel**

	Hours	Rate	Amount	
Spector, Diane	9.10	127.00	1,155.70	
Totals	9.10		1,155.70	
<b>Total Labor</b>				<b>1,155.70</b>
<b>Phase Total</b>				<b>\$1,155.70</b>

-----  
Phase 06 Semi-annual Reports  
Semi-annual Reports

**Professional Personnel**

	Hours	Rate	Amount	
Spector, Diane	2.50	127.00	317.50	
Totals	2.50		317.50	
<b>Total Labor</b>				<b>317.50</b>
<b>Phase Total</b>				<b>\$317.50</b>

**Total Invoice Amount      \$7,714.86**

**Invoice**

December 8, 2017  
Invoice No: 11708715



Ms. Judie Anderson  
Shingle Creek Watershed Management Comm.  
3235 Fernbrook Lane  
Plymouth, MN 55447

Responsive partner.  
Exceptional outcomes.

Project Manager Diane Spector

Project B1240-0163 Biochar/Iron Sand Filters

**Professional Services Through November 30, 2017**

Phase 01C Construction Management  
Construction Management

**Professional Personnel**

	<b>Hours</b>	<b>Rate</b>	<b>Amount</b>	
Benser, Kenneth	2.00	90.00	180.00	
Matthiesen, Edward	1.40	127.00	177.80	
Otte, Joey	3.75	80.00	300.00	
Zhang, Lu	2.00	80.00	160.00	
Totals	9.15		817.80	
<b>Total Labor</b>				<b>817.80</b>

**Reimbursable Expenses**

Tools & Equipment			10.80	
<b>Total Reimbursables</b>			<b>10.80</b>	<b>10.80</b>

**Unit Billing**

2004 Dodge Ram 250 18.19

**Phase Total \$846.79**

Phase 02A Monitoring  
Monitoring

**Professional Personnel**

	<b>Hours</b>	<b>Rate</b>	<b>Amount</b>	
Beck, Brian	.90	90.00	81.00	
Nalven, Sarah	3.00	80.00	240.00	
Zhang, Lu	4.40	80.00	352.00	
Totals	8.30		673.00	
<b>Total Labor</b>				<b>673.00</b>

**Outside Services**

Instrumental Research, Inc.			1,382.00	
Meter Group, Inc.			630.61	
Pace Analytical Services, Inc.			330.00	
<b>Outside Services Total</b>			<b>2,342.61</b>	<b>2,342.61</b>

**Reimbursable Expenses**

Tools & Equipment			3.50	
<b>Total Reimbursables</b>			<b>3.50</b>	<b>3.50</b>

INVOICES ARE DUE UPON PRESENTATION. Subject to 1-1/2% 18% Annum interest/finance charge. Please reference the invoice number when sending payment. Federal Tax ID #41-1520095 -Wenck Associates, Inc.-1800 Pioneer Creek Center PO Box 249- Maple Plain, MN 55359-0249 Toll Free:800-472-2232 Main:763-479-4200 E-mail:accounting@wenck.com Web www.wenck.com

**Unit Billing**

Mileage MP 2012 Silverado 520 JNJ

**13.38**

**Phase Total                    \$3,032.49**

Phase                    02B                    Evaluation  
Evaluation

**Professional Personnel**

		Hours	Rate	Amount	
Zhang, Lu		5.00	80.00	400.00	
	Totals	5.00		400.00	
	<b>Total Labor</b>				<b>400.00</b>
					<b>Phase Total                    \$400.00</b>

Phase                    02C                    Supplemental Monitoring  
Supplemental Monitoring

**Professional Personnel**

		Hours	Rate	Amount	
Spector, Diane		1.00	127.00	127.00	
	Totals	1.00		127.00	
	<b>Total Labor</b>				<b>127.00</b>

**Outside Services**

Regents of the University of Minnesota				24,287.00	
	<b>Outside Services Total</b>			<b>24,287.00</b>	<b>24,287.00</b>
					<b>Phase Total                    \$24,414.00</b>

Phase                    03                    Reporting & Info Sharing  
Reporting & Info Sharing

**Professional Personnel**


		Hours	Rate	Amount	
Nalven, Sarah		.60	80.00	48.00	
Spector, Diane		13.50	127.00	1,714.50	
	Totals	14.10		1,762.50	
	<b>Total Labor</b>				<b>1,762.50</b>
					<b>Phase Total                    \$1,762.50</b>

Phase                    04                    Semi-annual Reports  
Semi-annual Reports

**Professional Personnel**

		Hours	Rate	Amount	
Spector, Diane		1.80	127.00	228.60	
	Totals	1.80		228.60	
	<b>Total Labor</b>				<b>228.60</b>
					<b>Phase Total                    \$228.60</b>

**Total Invoice Amount                    \$30,684.38**



Your Virtual Administrator

3235 Fernbrook Lane Plymouth MN  
55447


Shingle Creek Watershed Management Commission  
3235 Fernbrook Lane  
Plymouth MN 55447

Dec 11 2017

**Re: 2017 WMWA General Expense and Watershed PREP**

Description	Rate	Hours/ No.	Amount	Total
<b>General Expense</b>				
Secretarial	55.00		-	
Secretarial	50.00		-	
Administrative	60.00	6.18	370.80	
Administrative - website, Facebook, Twitter	60.00	1.09	65.40	
Offsite, WMWA meetings, Blue Thumb, Watershed Partners, Home Expo, Henn County, city events	65.00	2.00	130.00	
Website hosting, domain registration	1.00		-	
Reimbursables	1.00	37.53	37.53	
<b>Total General Expense</b>				<b>603.73</b>
<b>Watershed PREP</b>				
Secretarial	55.00		-	
Administrative	60.00	0.92	55.20	
Offsite	65.00			
Reimbursables	1.00	1.32	1.32	
<b>Total Watershed PREP</b>				<b>56.52</b>
<b>Total this invoice</b>				<b>660.25</b>
<b>Partner Share</b>				<b>165.06</b>





3235 Fernbrook Lane Plymouth  
MN 55447

**Shingle Creek / West Mississippi Watershed Management Commissions**  
3235 Fernbrook Lane  
Plymouth, MN 55447


December 11, 2017

	Shared	G/L	Shingle Creek			West Mississippi			Total Project Area	
									SC	WM
Administrative		53001	1.17	55.00	64.35	0.92	55.00	50.60		
Administrative		53001	17.06	60.00	1,023.60	10.25	60.00	615.00		
Secretarial	70-30	53001	13.75	55.00	529.38		55.00	226.88		
Administrative	70-30	53001	49.71	60.00	2,087.82		60.00	894.78		
Admin - Offsite	70-30	53001	4.00	65.00	182.00		65.00	78.00		
Office Support		53001	6.00	200.00	1,200.00	2.00	200.00	400.00		
Data Processing/File Mgmt		53001	1.58	55.00	86.90	0.75	55.00	41.25		
Reimbursable Exp Incl Meal Expense		53001	387.63	1.00	387.63	144.28	1.00	144.28	5,561.675	2,450.785
Bookkeeping		54002	3.84	60.00	230.40	2.17	60.00	130.20		
Audit		54003		60.00	-		60.00	-	230.400	130.200
Project / WCA Reviews - Secre		53002		55.00	-	0.17	55.00	9.35		
Project / WCA Reviews - Admin		53002	0.97	60.00	58.20	0.83	60.00	49.80		
Reimbursable Expense		53002	66.28	1.00	66.28	47.80	1.00	47.80	124.480	106.950
Hydraulic/hydrologic Modeling Updates			0.33	60.00	19.80					
H/H Reimbursables			67.50	1.00	67.50				87.300	
Education - Admin	50-50	57008		55.00	-		55.00	-		
Education - Admin	50-50	57008	0.33	60.00	9.90		60.00	9.90		
Education - Admin - Offsite	50-50	57008		65.00	-		65.00	-		
Website	50-50	57008	1.25	55.00	34.38		55.00	34.38		
Website	50-50	57008	1.76	60.00	52.80		60.00	52.80		
Reimbursable Expense		57007	20.75	1.00	20.75	20.75	1.00	20.75	117.825	117.825
Engineering Support - Admin		53004	3.08	60.00	184.80		60.00	-		
Engineering Support - Secre	70-30	53004	1.25	55.00	48.13		55.00	20.63		
Engineering Support - Admin	70-30	53004	8.56	60.00	359.52		60.00	154.08		
Engineering Support - Offiste	70-30	53004	3.42	65.00	155.61		65.00	66.69		
Reimbursable Expense		53004	140.97	1.00	140.97		1.00	42.42	889.025	283.815
<b>Twin Lake Carp Management</b>										
Engrg Support - Admin		70809	3.00	55.00	165.00					
Engrg Support - Admin		70809		60.00	-					
Reimbursables		70809	127.80	1.00	127.80					
Mailing - reimbursables		70809	191.48	1.00	191.48				484.28	
					7,494.99			3,089.58	7,494.985	3,089.575

**West Mississippi Watershed Management Commission**  
**2017 Treasurer's Report**

	2017 Budget	November	December	%age YTD	2017 YTD
<b>REVENUE</b>					
Application Fees	18,000	1,700.00		104.44	18,800.00
Blue Line Extension					8,666.88
Assessments	145,000			100.00	145,000.00
Interest & Dividend Income	65	288.37		4,142.17	2,692.41
Reserve - Monitoring	0				
Reserve - BMP Assessment	0				
Reserve - General	11,535			0.00	-
Miscellaneous Income					-
Transfer to (from) CIPs (see CIP Tracker page)					66,725.35
To (From) Reserve					-
<b>TOTAL REVENUE</b>	<b>174,600</b>	<b>1,988.37</b>	<b>-</b>		<b>241,884.64</b>
<b>EXPENSES</b>					
<b>ADMINISTRATION</b>					
Administrative Services	31,000	2,335.43	2,450.78	88.06	27,298.66
Engineering Support	4,500	527.33	82.00	87.33	3,929.66
Project Reviews	1,000	56.37	106.95	169.93	1,699.26
<b>ENGINEERING</b>					
Administration	25,000	1,024.45	1,553.00	97.20	24,299.85
Grant Application Writing	1,500			99.61	1,494.10
Project Review	23,000	1,515.40	2,279.00	139.12	31,996.68
Blue Line Extension		145.75	332.10		3,749.28
<b>LEGAL</b>					
Legal Services	5,000	323.75	323.75	62.65	3,132.65
<b>MISCELLANEOUS</b>					
Bookkeeping	2,500	82.80	130.20	102.20	2,555.04
Audit	5,000			90.00	4,500.00
Insurance & Bonding	2,300			109.78	2,525.00
Meeting Expense	1,800	142.99	152.59	93.59	1,684.55
<b>PROJECTS</b>					
Macroinvertebrate Monitoring	1,000			0.00	-
Volunteer Wetland Monitoring (WHEP)	2,000	2,000.00		100.00	2,000.00
Outfall and Stream Monitoring	17,000	3,162.48	2,727.31	99.96	16,993.86
Annual Water Quality Report	6,000			99.94	5,996.14
<b>Water Quality Education</b>					
Education Program 2017	15,000	867.95	1,528.13	77.86	11,679.74
Rain Garden Workshops	2,000			114.71	2,294.25
Education Grants	2,000			0.00	-
WMWA General Programs	4,000			93.75	3,750.00
WMWA Educators/Watershed Prep	4,500			100.00	4,500.00
WMWA Special Projects	1,500			100.00	1,500.00
Contribution to Construction/Grant Match	5,000			0.00	-
Transfer to Management Plans (page 2)	12,000	-	-		122.15
Transfer to Projects (page 2)					-
Transfer to (from)CIPs					86,374.44
To (from) Reserves					-
<b>TOTAL OPERATING EXPENSE</b>	<b>174,600</b>	<b>12,184.70</b>	<b>11,665.81</b>		<b>244,075.31</b>
<b>CASH SUMMARY</b>					
<b>4M Fund Balance at 12/31/16</b>					<b>429,934.87</b>
<b>Plus Revenue Received to Date</b>					<b>242,063.11</b>
<b>Minus Claims Approved to Date</b>					<b>(247,553.43)</b>
<b>Minus Claims Presented Current Month</b>					<b>(11,665.81)</b>
<b>Fund Balance</b>		<b>424,444.55</b>			<b>412,778.74</b>

**West Mississippi Watershed Management Commission  
2017 Treasurer's Report**

<b>Claims Presented December 14, 2017</b>		General Ledger Acct No	November	December		
					<b>Total</b>	
Kennedy & Graven						<b>323.75</b>
Legal - General		52001		323.75		
Edinburgh - meal - previous month		54001		152.59		<b>152.59</b>
Wenck Associates						<b>8,301.71</b>
General Engineering		51001		1,553.00		
Project Reviews		51002		2,279.00		
Blue Line Extension		51009		332.10		
Project Management Plan		51003				
Grant Applica/Research		51005				
Plan Amendment		51007				
Education Program		57008		1,410.30		
Intensive BMPs		57011				
Brooklyn Center Subwatershed Assessment		57012				
Annual Water Quality Report		58002				
Water Monitoring Program		58011		2,727.31		
Mill Pond Dam Stream Stabilization		70701				
Judie Anderson's Secretarial Service						<b>2,887.76</b>
Administration		53001		2,450.78		
Bookkeeping		54002		130.20		
Project and WCA Review Support		53002		106.95		
Education Programs		57008		117.83		
Engineering Support		53004		82.00		
Engineering Support - CIPs		53004				
Engineering Support - Plan Amendment		53007				
<b>Total Claims</b>						<b>11,665.81</b>
 <b>Judie A Anderson, Deputy Treasurer</b>						
			November	December	%age YTD	2017 YTD
<b>MANAGEMENT PLANS</b>						
3rd Generation Plan						-
Minor Plan Amendment		2,000			6.11	122.15
Subwatershed Assessment		10,000			0.00	-
						-
<b>TOTAL MGMT PLANS (tfer (to) from Op Budget)</b>			-	-		<b>122.15</b>

**West Mississippi Watershed Management Commission  
2017 Treasurer's Report  
Capital Improvement Project Tracking**

CIPs		Amount	%age	TOTAL 2012	TOTAL 2013	TOTAL 2014	TOTAL 2015	TOTAL 2016	JAN 2017	FEB 2017	MAR 2017	APR 2017	MAY 2017	JUN 2017	JUL 2017	AUG 2017	SEP 2017	OCT 2017	NOV 2017	DEC 2017	TOTAL 2017	TOTAL ALL YEARS
Ad Valorem 2012 levy 2013-Mill Pond Dam Strm S		125,000	100.000																			
	Revenue			-	122,418.64	(385.61)	1,019.95	-													-	123,052.98
	Expense			1,488.10		-	-	-													-	1,488.10
	Balance			(1,488.10)	122,418.64	(385.61)	1,019.95	-	-	-	-	-	-	-	-	-	-	-	-	-	-	121,564.88
Ad Valorem 2014 levy 2015-Cost Share Retrofits		50,000	100.000																			
	Revenue			-	-	-	50,108.29	-							5.71						5.71	50,114.00
	Expense			-	-	549.20	-	-													-	549.20
	Balance			-	-	(549.20)	50,108.29	-	-	-	-	-	-	-	5.71	-	-	-	-	-	5.71	49,564.80
Ad Valorem 2015 levy 2016-Cost Share Retrofits		50,000	100.000																			
	Revenue			-	-	-	-	50,025.19							52.84						52.84	50,078.03
	Expense			-	-	-	399.38	-													-	399.38
	Balance			-	-	-	(399.38)	50,025.19	-	-	-	-	-	-	52.84	-	-	-	-	-	52.84	49,678.65
Ad Valorem 2016 levy 2017-Cost Share Retrofits		50,500	38.462																			
	Revenue			-	-	-	-	-							25,641.38						25,641.38	25,641.38
	Expense			-	-	-	-	132.00													-	132.00
	Balance			-	-	-	-	(132.00)	-	-	-	-	-	-	25,641.38	-	-	-	-	-	25,641.38	25,509.38
Ad Valorem 2016 levy 2017-BioChar Project		80,800	61.538																			
	Revenue			-	-	-	-	-							41,025.42						41,025.42	41,025.42
	Expense			-	-	-	-	132.00								86,117.50					86,117.50	86,249.50
	Balance			-	-	-	-	(132.00)	-	-	-	-	-	-	41,025.42	(86,117.50)	-	-	-	-	(45,092.08)	(45,224.08)
2017-04 City Cost Share BMP Projects		50,000																				
	Revenue																				-	-
	Expense																128.47				128.47	128.47
	Balance								-	-	-	-	-	-	-	-	(128.47)	-	-	-	(128.47)	(128.47)
2017-05 Mississippi Crossings Rain Garden		54,750																				
	Revenue																				-	-
	Expense																128.47				128.47	128.47
	Balance								-	-	-	-	-	-	-	-	(128.47)	-	-	-	(128.47)	(128.47)
<b>TOTAL CIP</b>																						
	Revenue			-	122,418.64	(385.61)	51,128.24	50,025.19	-	-	-	-	-	-	66,725.35	-	-	-	-	-	66,725.35	289,911.81
	Expense			1,488.10	-	549.20	399.38	264.00	-	-	-	-	-	-	-	86,117.50	256.94	-	-	-	86,374.44	89,075.12
	Balance			(1,488.10)	122,418.64	(934.81)	50,728.86	49,761.19	-	-	-	-	-	-	66,725.35	(86,117.50)	(256.94)	-	-	-	(19,649.09)	200,836.69

**Kennedy & Graven, Chartered**

200 South Sixth Street, Suite 470  
Minneapolis, MN 55402

(612) 337-9300

41-1225694

November 14, 2017

Statement No. 140071

West Mississippi Watershed Management Commission

JASS - Watershed Administrators  
3235 Fernbrook Lane  
Plymouth, MN 55447


Through October 31, 2017

WE405-00001    General

323.75

**Total Current Billing:** 323.75

I declare, under penalty of law, that this  
account, claim or demand is just and  
correct and that no part of it has been  
paid.

  
\_\_\_\_\_  
Signature of Claimant

**Kennedy & Graven, Chartered**

200 South Sixth Street, Suite 470  
Minneapolis, MN 55402

West Mississippi Watershed

October 31, 2017

WE405-00001 General

Through October 31, 2017

For All Legal Services As Follows:

			Hours	Amount
10/12/2017	TJG	Prepare for, travel to, and attend commission meeting	1.60	318.40
			<b>Total Services:</b>	<b>\$ 318.40</b>

For All Disbursements As Follows:

10/12/2017	Troy Gilchrist;	Mileage expense		5.35
			<b>Total Disbursements:</b>	<b>\$ 5.35</b>

**Total Services and Disbursements: \$ 323.75**

# Edinburgh USA

EVENT AND CONFERENCE CENTER

Client/Organization SC Water Management	Event Date 11/9/2017 (Thu)	Telephone (763) 553-1144	Fax (763) 553-9326	Event # EDN18167
Address 3235 Fernbrook Lane		Booking Contact Judie Anderson	Site Contact Beverly Love	Guests 25 (Pln)
Party Name SC Water Management	Theme Corporate Event	Sales Rep Cheron Rubenstein	Category	

SC Water Management  
3235 Fernbrook Lane  
Plymouth, MN 55447

# Invoice

*Event held on Thursday, November 9, 2017*

6	House Cobb Salad @ 14.00	84.00
8	Chicken BLT Sandwich @ 14.00	112.00
11	Braised Pot Roast @ 14.00	154.00
25	NACM: Chef's Choice Dessert @ 1.00	25.00
9	Beverages: NA Bev: Assorted Soda @ 2.50	22.50
Subtotal		397.50
Gratuity		0.00
Surcharge		75.53
Taxes		35.60
Total		508.63
Paid		0.00
Balance		508.63

SC - 356.04

WM - 152.59

**Invoice**

December 8, 2017  
Invoice No: 11708695



Responsive partner.  
Exceptional outcomes.

Ms. Judie Anderson  
West Mississippi Watershed Mgmt. Comm.  
3235 Fernbrook Lane  
Plymouth, MN 55447

Project Manager Edward Matthiesen

Project B1241-0064 West Mississippi WMO 2017 General Engineering

**Professional Services Through November 30, 2017**

**Professional Personnel**

	<b>Hours</b>	<b>Rate</b>	<b>Amount</b>	
Matthiesen, Edward	4.00	194.00	776.00	
Spector, Diane	4.20	185.00	777.00	
Totals	8.20		1,553.00	
<b>Total Labor</b>				<b>1,553.00</b>
		<b>Total Invoice Amount</b>		<b>\$1,553.00</b>

	<b>Current</b>	<b>Prior</b>	<b>Total</b>
<b>Billing Summary</b>	<b>1,553.00</b>	<b>22,746.85</b>	<b>24,299.85</b>



**Invoice**

December 8, 2017  
Invoice No: 11708697



Ms. Judie Anderson  
West Mississippi Watershed Mgmt. Comm.  
3235 Fernbrook Lane  
Plymouth, MN 55447

Responsive partner.  
Exceptional outcomes.

Project Manager Edward Matthiesen

Project B1241-0066 2017 Project Reviews

**Professional Services Through November 30, 2017**

Phase 01 Project Reviews

Project Reviews

**Professional Personnel**

	<b>Hours</b>	<b>Rate</b>	<b>Amount</b>	
Matthiesen, Edward	6.70	194.00	1,299.80	
Nalven, Sarah	8.60	102.00	877.20	
Weigel, Eileen	1.00	102.00	102.00	
Totals	16.30		2,279.00	
<b>Total Labor</b>				<b>2,279.00</b>
		<b>Phase Total</b>		<b>\$2,279.00</b>
		<b>Total Invoice Amount</b>		<b>\$2,279.00</b>

	<b>Current</b>	<b>Prior</b>	<b>Total</b>
<b>Billing Summary</b>	<b>2,279.00</b>	<b>29,717.68</b>	<b>31,996.68</b>

**Invoice**

December 8, 2017  
Invoice No: 11708692

Ms. Judie Anderson  
Shingle Creek Watershed Management Comm.  
3235 Fernbrook Lane  
Plymouth, MN 55447



Responsive partner.  
Exceptional outcomes.

Project Manager Edward Matthiesen

Project B1240-0160 2015 Project Review - BLRT

**Professional Services Through November 30, 2017**

**Professional Personnel**

	<b>Hours</b>	<b>Rate</b>	<b>Amount</b>	
Boll, Wesley	2.60	151.00	392.60	
Matthiesen, Edward	1.40	194.00	271.60	
Totals	4.00		664.20	
<b>Total Labor</b>				<b>664.20</b>
		<b>Total Invoice Amount</b>		<b>\$664.20</b>

SC - 332.10  
WM - 332.10

**Invoice**

December 8, 2017  
 Invoice No: 11708706



Ms. Judie Anderson  
 Shingle Creek Watershed Management Comm.  
 3235 Fernbrook Lane  
 Plymouth, MN 55447

Responsive partner.  
 Exceptional outcomes.

Project Manager Diane Spector

Project B1240-0176 Shingle Creek WMO 2017 Education

**Professional Services Through November 30, 2017**

Phase 01 Education and Outreach  
 Education and Outreach

**Professional Personnel**

	Hours	Rate	Amount	
Nalven, Sarah	4.80	102.00	489.60	
Spector, Diane	12.60	185.00	2,331.00	
Totals	17.40		2,820.60	
<b>Total Labor</b>				<b>2,820.60</b>
				<b>Phase Total</b>
				<b>\$2,820.60</b>

Phase 02 WMWA  
 WMWA

**Professional Personnel**

	Hours	Rate	Amount	
Spector, Diane	.50	185.00	92.50	
Totals	.50		92.50	
<b>Total Labor</b>				<b>92.50</b>
				<b>Phase Total</b>
				<b>\$92.50</b>

**Total Invoice Amount \$2,913.10**

Billing Summary	Current	Prior	Total
	2,913.10	19,972.10	22,885.20

SC Education - 1410.30  
 WmWA - 92.50  


---

 1502.80

Wm Education - 1410.30

**Invoice**

December 5, 2017  
Invoice No: 11708267



Ms. Judie Anderson  
West Mississippi Watershed Mgmt. Comm.  
3235 Fernbrook Lane  
Plymouth, MN 55447

Responsive partner.  
Exceptional outcomes.

Project Manager Brian Beck

Project B1241-0067 2017 Stream and Outfall Monitoring

**Professional Services Through November 30, 2017**

**Professional Personnel**

	Hours	Rate	Amount	
Beck, Brian	3.70	123.00	455.10	
Langer, Thomas	3.20	102.00	326.40	
Nalven, Sarah	6.00	102.00	612.00	
Weis, Rena	1.00	60.00	60.00	
Totals	13.90		1,453.50	
<b>Total Labor</b>				<b>1,453.50</b>

**Outside Services**


Instrumental Research, Inc.			1,185.00	
<b>Outside Services Total</b>			<b>1,185.00</b>	<b>1,185.00</b>

**Unit Billing**

Mileage MP 2012 Silverado 520 JNJ				<b>88.81</b>
-----------------------------------	--	--	--	--------------

**Total Invoice Amount \$2,727.31**

Billing Summary	Current	Prior	Total
	<b>2,727.31</b>	<b>14,266.55</b>	<b>16,993.86</b>



3235 Fernbrook Lane Plymouth  
MN 55447

**Shingle Creek / West Mississippi Watershed Management Commissions**  
3235 Fernbrook Lane  
Plymouth, MN 55447

December 11, 2017

	Shared	G/L	Shingle Creek			West Mississippi			Total Project Area	
									SC	WM
Administrative		53001	1.17	55.00	64.35	0.92	55.00	50.60		
Administrative		53001	17.06	60.00	1,023.60	10.25	60.00	615.00		
Secretarial	70-30	53001	13.75	55.00	529.38		55.00	226.88		
Administrative	70-30	53001	49.71	60.00	2,087.82		60.00	894.78		
Admin - Offsite	70-30	53001	4.00	65.00	182.00		65.00	78.00		
Office Support		53001	6.00	200.00	1,200.00	2.00	200.00	400.00		
Data Processing/File Mgmt		53001	1.58	55.00	86.90	0.75	55.00	41.25		
Reimbursable Exp Incl Meal Expense		53001	387.63	1.00	387.63	144.28	1.00	144.28	5,561.675	2,450.785
Bookkeeping		54002	3.84	60.00	230.40	2.17	60.00	130.20		
Audit		54003		60.00	-		60.00	-	230.400	130.200
Project / WCA Reviews - Secre		53002		55.00	-	0.17	55.00	9.35		
Project / WCA Reviews - Admin		53002	0.97	60.00	58.20	0.83	60.00	49.80		
Reimbursable Expense		53002	66.28	1.00	66.28	47.80	1.00	47.80	124.480	106.950
Hydraulic/hydrologic Modeling Updates			0.33	60.00	19.80					
H/H Reimbursables			67.50	1.00	67.50				87.300	
Education - Admin	50-50	57008		55.00	-		55.00	-		
Education - Admin	50-50	57008	0.33	60.00	9.90		60.00	9.90		
Education - Admin - Offsite	50-50	57008		65.00	-		65.00	-		
Website	50-50	57008	1.25	55.00	34.38		55.00	34.38		
Website	50-50	57008	1.76	60.00	52.80		60.00	52.80		
Reimbursable Expense		57007	20.75	1.00	20.75	20.75	1.00	20.75	117.825	117.825
Engineering Support - Admin		53004	3.08	60.00	184.80		60.00	-		
Engineering Support - Secre	70-30	53004	1.25	55.00	48.13		55.00	20.63		
Engineering Support - Admin	70-30	53004	8.56	60.00	359.52		60.00	154.08		
Engineering Support - Offsite	70-30	53004	3.42	65.00	155.61		65.00	66.69		
Reimbursable Expense		53004	140.97	1.00	140.97		1.00	42.42	889.025	283.815
<b>Twin Lake Carp Management</b>										
Engrg Support - Admin		70809	3.00	55.00	165.00					
Engrg Support - Admin		70809		60.00	-					
Reimbursables		70809	127.80	1.00	127.80					
Mailing - reimbursables		70809	191.48	1.00	191.48				484.28	
					7,494.99			3,089.58	7,494.985	3,089.575