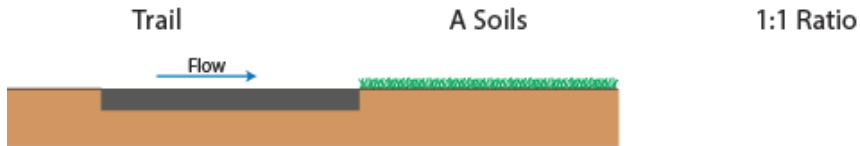



Trail Infiltration Summary

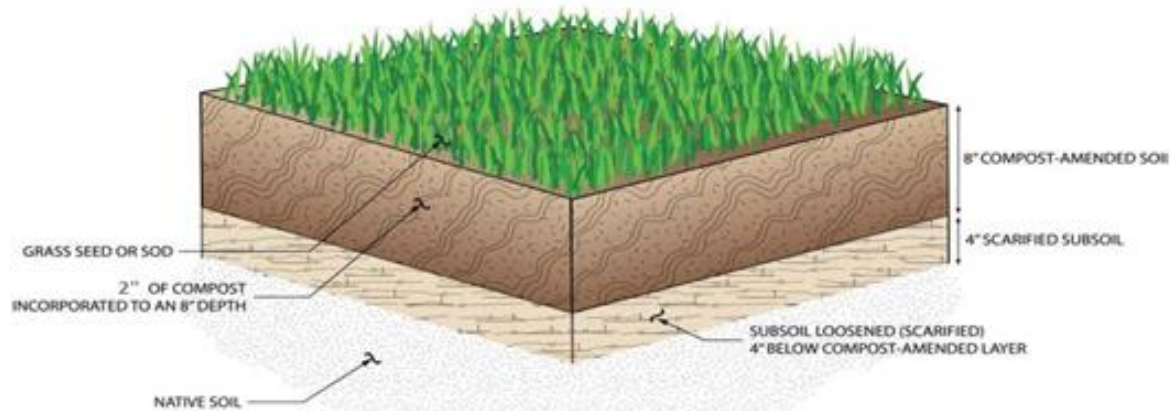
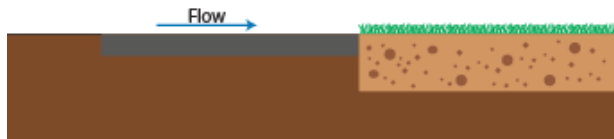


Therefore:

- 10' Wide Trail next to A soils then 10' grassed area
- 10' wide Trail next to B soils then 40' grassed area
- 10' wide Trail next to C or D soils needs a 1:1 ratio of Amended Soils



Amended Soils needed at 1:1 Wide Ratio
in receiving area C & D Soils



Amended Soil Standard