

3235 Fernbrook Lane N • Plymouth, MN 55447
 Tel: 763.553.1144 • Fax: 763.553.9326
 Email: judie@jass.biz • Website: www.shinglecreek.org


A combined regular meeting of the Shingle Creek and West Mississippi Watershed Management Commissions will be convened on Thursday, February 13, 2020, at 12:45 p.m. at Edinburgh USA, 8700 Edinbrook Crossing, Brooklyn Park, MN. Agenda items are available at <http://www.shinglecreek.org/minutes--meeting-packets.html>.

1. Call to Order.
 - SCWM a. Roll Call.
 - ✓ SCWM b. Approve Agenda.*
 - ✓ SCWM c. Approve Minutes of Last Meeting.*
2. Reports.
 - ✓ SC a. Treasurer's Report.*
 - ✓ SC b. Approve Claims* - voice vote.
 - ✓ WM c. Treasurer's Report.*
 - ✓ WM d. Approve Claims* - voice vote.
3. Open forum – **ReNae Bowman presentation.**
4. Election of Officers. *Currently:*
 - a. Chair **Andy Polzin, Gerry Butcher**
 - b. Vice Chair **Wayne Sicora, David Vlasin**
 - c. Secretary **Karen Jaeger, Karen Jaeger**
 - d. Treasurer **Harold Peterson, Karen Jaeger**
5. Project Reviews.
 - ✓ WM a. **WM2002-01 River Park Improvements, Brooklyn Park.***
6. Watershed Management Plan.
 - SCWM a. Budget Line Item for Maintenance – discussion.
7. Water Quality.
 - ✓ SC a. **2020 Shingle Creek Monitoring Plan.***
 - ✓ WM b. **2020 West Mississippi Monitoring Plan.***
 - 1) **65th Avenue Outfall Monitoring.***
 - a) **Professional Services Agreement.***
 - SCWM c. MTDs.*
 - d. January 9, 2020 TAC Meeting Minutes* - *information only.*
 - e. **2020 CAMP.***
8. Education and Public Outreach.
 - ✓ SCWM a. 2019 NPDES Annual Report.*
 - SCWM b. Education and Outreach – update.**
 - c. Salt Workshop.*
 - d. Salt Symposium*
 - 1) Sponsorship.*
 - e. Next WMWA meeting – 8:30 a.m., Tuesday, March 10, 2020, (tentatively at Plymouth City Hall).
 - f. **Watershed PREP Classes.***
9. Grant and Project Updates.
 - ✓ SC a. **Partnership Cost Share Project - Brooks Landing.****
 - ✓ SC b. **New Hope Cost Share Reimbursement Request.****
 - SC c. Grant Updates - verbal.
 - SC d. Project Updates - verbal.
 - 1) Bio Char Project.*
10. Communications.
 - SCWM a. Communications Log.*
 - SC b. **Mark Ray – Homeland Security Award.***
11. Other Business.
12. Adjournment.

Shingle Creek Watershed Management Commission Treasurer's Report

		2019 Budget	Jan 2020	Feb 2020	%age YTD	2019 YTD
REVENUE	%age					
Application Fees		22,000			82.73	18,200.00
Assessments		356,900	191,163.24		153.56	548,063.24
Interest and Dividends		3,000	698.79		731.94	21,958.32
Education Reimbursement		33,000			70.85	23,381.81
Rain Garden Workshops		6,000			104.17	6,250.00
<i>Transfer to (from) Grants (see following pages)</i>			150,000.00	-		633,123.85
<i>Transfer to (from) CIPs</i>			2,444.70			475,400.44
<i>Transfer to (from) Closed Projects Account</i>						-
TOTAL REVENUE		420,900	344,306.73			1,726,377.66
EXPENSES			2019 Activity			
ADMINISTRATION						
Administrative Services		71,000	5,457.48	6,981.10	100.38	71,268.44
Engineering Support		17,000	796.62	767.68	93.38	15,875.00
Project Reviews/WCA-Incl Blue Line Ext.		1,700	101.21		89.20	1,516.36
Hydraulic/hydrologic Modeling Updates						-
ENGINEERING						
Administration		62,000	5,480.40	7,801.20	154.06	95,517.94
Grant Application Writing		10,000		397.40	105.07	10,506.56
Project Reviews/WCA		37,000	1,371.40	328.70	118.40	43,808.84
TMDL 5 Year Reviews/CIP Engineering		12,000		1,793.00	100.06	12,007.60
LEGAL - Legal Services		6,000	347.50	287.20	89.84	5,390.30
MISCELLANEOUS						
Bookkeeping		7,000	663.10	555.10	108.01	7,560.52
Audit		6,000			100.00	6,000.00
Insurance & Bonding		3,100			78.74	2,441.00
Meeting Expense		4,700	343.94		92.64	4,354.23
PROGRAMS						
Citizen Assisted Lake Monitoring (CAMP)		3,800	470.00	23.80	50.08	1,903.10
Stream Monitoring		37,100	6,077.90	1,977.25	112.73	41,823.95
Monitoring Equipment		3,000				-
Volunteer Wetland Monitoring (WHEP)		2,000			-	-
Volunteer Stream Monitoring (River Watch)		2,000			100.00	2,000.00
Intensive Lake TMDL Monitoring		22,500	1,151.20	1,431.00	106.32	23,922.37
Annual Monitoring Report		14,000		1,574.51	111.24	15,573.71
Water Quality Education						
Education Program		15,000	1,036.43	1,410.14	132.23	19,834.49
WMWA Ed/Watershed Prep		18,000	956.37	488.80	68.48	12,326.17
WMWA General Programs		20,000	2,175.37	425.82	60.12	12,024.74
WMWA Special Projects		6,500			59.68	3,878.91
Rain Garden Workshops		8,000			112.50	9,000.00
Education Grants		500			-	-
Third Gen Plan/Amendments		1,000			216.83	2,168.29
Flood Modeling and Mapping		25,000		188.50	140.01	35,001.30
Contribution to 4th Generation Plan		5,000			-	-
Pike Lake Subwatershed Assessment		0				19,991.75
<i>Transfer from Closed Proj Acct for Meadow Lake Mgt Plan Grant</i>						4,874.50
<i>Transfer to (from) Grants (see following pages)</i>			4,058.63	2,512.44		1,093,071.50
<i>Transfer to (from) CIPs</i>						493,846.29
<i>Transfer to (from) Partnership BMP Retrofits Fund</i>						10,000.00
<i>Transfer to (from) Closed Projects Account</i>			244.40	17.83		744.51
TOTAL OPERATING EXPENSE		420,900	30,731.95	28,961.47		2,078,232.37
CASH SUMMARY						
4M Fund Balance at 12/31/18						1,162,466.36
Plus Revenue Received 2018 to date						1,748,770.43
Minus Claims Approved to Date						(2,131,484.49)
Minus Claims Presented Current Month						(28,961.47)
Fund Balance			777,240.37			750,790.83

Shingle Creek Watershed Management Commission Treasurer's Report

Claims Presented February 13, 2020	General Ledger Acct No	January	February	Total
Kennedy & Graven				287.20
Legal - General	52001		287.20	
Mary Amsden - WMWA Ed Services	57011			-
Mary Amsden - WMWA Ed Reimbursement	57012			
Sharon Meister - WMWA Ed Services	57011		430.00	472.55
Sharon Meister - WMWA Ed Reimbursement	57012		42.55	
Wenck Associates				19,251.33
General Engineering	51001		7,801.20	
Grant Applica/Research	51005		397.40	
Project Reviews	51002		328.70	
Flood Modeling and Mapping	51015		188.50	
Plan Amendment	51007			
CAMP	56002		23.80	
Stream Monitoring	56004		1,977.25	
Intensive Lake TMDL Monitoring	56010		1,431.00	
TMDL 5-Year Reviews	56011		1,793.00	
Education	57008		1,015.70	
Education - WMWA	57009		190.00	
Annual Water Quality Report	58002		1,574.51	
Twin Lake Carp Management Grant	70723			
BioChar Project Grant	70725			
Minneapolis SWA Grant	70726			
Bass/Pomerleau Alum Trmt Grant	70727		658.00	
SRP Reduction Grant	70729		1,677.74	
Meadow Lake Mgt Plan Grant	70731			
Twin Lake Carp Management Follow-up			17.83	
BioChar Filters Ongoing Management				
Crystal Lake Management Plan Grant	70732		176.70	
Judie Anderson's Secretarial Service				252.07
WMWA General Expense	57009		235.82	
WMWA Educators/WS Prep	57011		16.25	
Judie Anderson's Secretarial Service				8,698.32
Administration	53001		6,981.10	
Project and WCA Review Support	53002			
Bookkeeping	54002		555.10	
Education Programs	57008		394.44	
Engineering Support	53004		767.68	
Engineering Support - CIP General	53004			
Engineering Support - Plan Amendment	53007			
Total Claims				28,961.47
				
Judie A Anderson, Deputy Treasurer				

Shingle Creek Watershed Management Commission Treasurer's Report

	Total Grant	Jan 2019	Feb 2019	%age YTD	YTD
GRANTS					
Twin Lake Carp Management Grant	100,000				
Revenue					12,693.31
Expense					42,831.72
Balance		-	-		(30,138.41)
BioChar Project Grant	154,300				
Revenue					52,423.36
Expense					44,708.32
Balance		-	-		7,715.04
Becker Park Grant BWSR C16-1154	725,000				
Revenue					362,500.00
Expense					587,876.82
Balance		-	-		(225,376.82)
Minneapolis Subwatershed Assmt Grant	38,000				
Revenue					19,000.00
Expense		483.60			24,337.20
Balance		(483.60)	-		(5,337.20)
Bass/Pomerleau Lakes Internal Load Reduction (BWSR C18	267,040				
Revenue					-
Expense			658.00		147,102.68
Balance		-	(658.00)		(147,102.68)
BWSR Watershed Based Funding	103,571				
Revenue					-
Expense					-
Balance		-	-		-
SRP Reduction Project	72,170				
Revenue					36,507.18
Expense		3,575.03	1,677.74		95,380.06
Balance		(3,575.03)	(1,677.74)		(58,872.88)
Becker Park Grant Met Council SG-10335	150,000				
Revenue		150,000.00			150,000.00
Expense					150,000.00
Balance		150,000.00	-		-
Crystal Lake Management Plan (MPCA)					
Revenue					-
Expense			176.70		-
Balance		-	(176.70)		-
TOTAL GRANTS					
Revenue		150,000.00	-		633,123.85
Expense		4,058.63	2,512.44		1,093,071.50
Balance		145,941.37	(2,512.44)		(459,947.65)

Kennedy & Graven, Chartered

200 South Sixth Street, Suite 470
Minneapolis, MN 55402

(612) 337-9300

41-1225694

January 16, 2020

Statement No. 152764

Shingle Creek Watershed Management Commission

Judie Anderson


JASS - Watershed Administrators
3235 Fernbrook Lane
Plymouth, MN 55447

Through December 31, 2019

SH220-00001 General 287.20

Total Current Billing: 287.20

I declare, under penalty of law, that this
account, claim or demand is just and
correct and that no part of it has been paid.



Signature of Claimant

Kennedy & Graven, Chartered

200 South Sixth Street, Suite 470
Minneapolis, MN 55402

Shingle Creek Watershed
Judie Anderson

December 31, 2019

SH220-00001 General

Through December 31, 2019

For All Legal Services As Follows:

			Hours	Amount
12/12/2019	TJG	Prepare for, travel to, and attend meeting	1.40	281.40
Total Services:			\$	281.40

For All Disbursements As Follows:

12/12/2019	Troy J. Gilchrist;	Mileage expense		5.80
Total Disbursements:			\$	5.80

Total Services and Disbursements: \$ 287.20

Sharon Meister
 8540 Cain Rd
 Corcoran, MN 55340

West Metro Water Alliance
 3235 Fernbrook Lane
 Plymouth, MN 55447

Invoice Date: January 31, 2020

Log of Services

Date	Description	Hours	Extended (\$40/hr)	Mileage	Extended (0.57.5/mi)	Supplies/Fees
			-		-	
			-		-	
			-		-	
			-		-	
Total - WMWA Meetings			\$ -		\$ -	\$ -
			-		-	
			-		-	
			-		-	
Total - Program Development/Communication			\$ -		\$ -	\$ -
1/8/2020	Neill	4.00	160.00	30.00	17.25	
1/9/2020	Neill	4.00	160.00	30.00	17.25	
1/16/2020	Mary Queen of Peace	2.75	110.00	14.00	8.05	
			-		-	
			-		-	
			-		-	
			-		-	
			-		-	
			-		-	
			-		-	
			-		-	
			-		-	
			-		-	
			-		-	
Total-Classroom/Community Events			\$ 430.00		\$ 42.55	\$ -
Total:		10.75	\$ 430.00	74.00	\$ 42.55	\$ -

Invoice Total \$ 472.55

430.00	57011	WMWA Ed Regular Services
42.55	57012	WMWA Ed Reimbursed Expense
472.55		TOTAL

Invoice

February 10, 2020
Invoice No: 12000536



Ms. Judie Anderson
Shingle Creek Watershed Management Comm.
3235 Fernbrook Lane
Plymouth, MN 55447

Responsive partner.
Exceptional outcomes.

Project Manager Edward Matthiesen

Project B1240-0220 2020 General Engineering - Shingle Creek

Professional Services Through January 31, 2020

Phase 01 2020 General Engineering
2020 General Engineering

Professional Personnel

	Hours	Rate	Amount	
Matthiesen, Edward	11.50	200.00	2,300.00	
Spector, Diane	27.60	190.00	5,244.00	
Walden, Brittany	.20	87.00	17.40	
Weigel, Eileen	1.10	148.00	162.80	
Weis, Rena	.70	110.00	77.00	
Totals	41.10		7,801.20	
Total Labor				7,801.20
		Phase Total		\$7,801.20
		Total Invoice Amount		\$7,801.20

	Current	Prior	Total
Billing Summary	7,801.20	0.00	7,801.20

Invoice

February 10, 2020
Invoice No: 12000550



Ms. Judie Anderson
Shingle Creek Watershed Management Comm.
3235 Fernbrook Lane
Plymouth, MN 55447

Responsive partner.
Exceptional outcomes.

Project Manager Diane Spector

Project B1240-0221 2020 Grant Writing - Shingle Creek

Professional Services Through January 31, 2020

Professional Personnel

	Hours	Rate	Amount	
Spector, Diane	2.00	190.00	380.00	
Walden, Brittany	.20	87.00	17.40	
Totals	2.20		397.40	
Total Labor				397.40
				Total Invoice Amount
				\$397.40

	Current	Prior	Total
Billing Summary	397.40	0.00	397.40

Invoice

February 10, 2020

Invoice No: 12000537



Ms. Judie Anderson
 Shingle Creek Watershed Management Comm.
 3235 Fernbrook Lane
 Plymouth, MN 55447

Responsive partner.
 Exceptional outcomes.

Project Manager Edward Matthiesen

Project B1240-0224 2020 Project Reviews - Shingle Creek

Professional Services Through January 31, 2020

Phase 01 General Project Reviews

General Project Reviews

Professional Personnel

	Hours	Rate	Amount	
Matthiesen, Edward	.30	200.00	60.00	
Spector, Diane	.40	190.00	76.00	
Walden, Brittany	.20	87.00	17.40	
Totals	.90		153.40	
Total Labor				153.40
		Phase Total		\$153.40

Phase 02 WCA

WCA

Professional Personnel

	Hours	Rate	Amount	
Dietrich, Meaghan	1.10	123.00	135.30	
Matthiesen, Edward	.20	200.00	40.00	
Totals	1.30		175.30	
Total Labor				175.30
		Phase Total		\$175.30

Total Invoice Amount \$328.70

Billing Summary	Current	Prior	Total
	328.70	0.00	328.70

Invoice

February 10, 2020
Invoice No: 12000573



Ms. Judie Anderson
Shingle Creek Watershed Management Comm.
3235 Fernbrook Lane
Plymouth, MN 55447

Responsive partner.
Exceptional outcomes.

Project Manager Eileen Weigel

Project B1240-0201 Shingle Creek HUC 8 Model Update

Professional Services Through January 31, 2020

Phase 01 Meetings

Meetings

Professional Personnel

	Hours	Rate	Amount	
Weigel, Eileen	1.30	145.00	188.50	
Totals	1.30		188.50	
Total Labor				188.50
		Phase Total		\$188.50
		Total Invoice Amount		\$188.50

	Current	Prior	Total
Billing Summary	188.50	35,939.10	36,127.60

Invoice

February 10, 2020
Invoice No: 12000548



Ms. Judie Anderson
Shingle Creek Watershed Management Comm.
3235 Fernbrook Lane
Plymouth, MN 55447

Responsive partner.
Exceptional outcomes.

Project Manager Diane Spector

Project B1240-0218 2020 CAMP

Professional Services Through January 31, 2020

Professional Personnel

	Hours	Rate	Amount	
Stone, Alicia	.10	64.00	6.40	
Walden, Brittany	.20	87.00	17.40	
Totals	.30		23.80	
Total Labor				23.80
		Total Invoice Amount		\$23.80

Billing Summary	Current	Prior	Total
	23.80	0.00	23.80

Invoice

February 10, 2020

Invoice No: 12000555



Ms. Judie Anderson
 Shingle Creek Watershed Management Comm.
 3235 Fernbrook Lane
 Plymouth, MN 55447

Responsive partner.
 Exceptional outcomes.

Project Manager Diane Spector

Project B1240-0225 2020 Stream Monitoring

Professional Services Through January 31, 2020**Professional Personnel**

	Hours	Rate	Amount	
Kemmitt, Katie	3.50	99.00	346.50	
Omodt, Nicholas	.50	99.00	49.50	
Spector, Diane	1.50	190.00	285.00	
Stone, Alicia	11.10	64.00	710.40	
Strom, Jeffrey	2.60	148.00	384.80	
Walden, Brittany	.20	87.00	17.40	
Totals	19.40		1,793.60	
Total Labor				1,793.60

Outside Services

RMB Environmental Laboratories, Inc.			71.00	
Outside Services Total			71.00	71.00

Reimbursable Expenses

Mileage - Reimbursable			12.65	
Total Reimbursables			12.65	12.65

Unit Billing

01-YSI - 6820 (Temp, DO, Cond, pH)				100.00
------------------------------------	--	--	--	---------------

Total Invoice Amount \$1,977.25

	Current	Prior	Total
Billing Summary	1,977.25	0.00	1,977.25

Invoice

February 10, 2020
Invoice No: 12000551



Ms. Judie Anderson
Shingle Creek Watershed Management Comm.
3235 Fernbrook Lane
Plymouth, MN 55447

Responsive partner.
Exceptional outcomes.

Project Manager Diane Spector

Project B1240-0222 2020 Lake Monitoring

Professional Services Through January 31, 2020

Professional Personnel

	Hours	Rate	Amount	
Claus, Aaron	3.80	123.00	467.40	
Kemmitt, Katie	4.00	99.00	396.00	
Omodt, Nicholas	1.00	99.00	99.00	
Spector, Diane	1.00	190.00	190.00	
Stone, Alicia	2.00	64.00	128.00	
Strom, Jeffrey	.90	148.00	133.20	
Walden, Brittany	.20	87.00	17.40	
Totals	12.90		1,431.00	
Total Labor				1,431.00
		Total Invoice Amount		\$1,431.00

	Current	Prior	Total
Billing Summary	1,431.00	0.00	1,431.00

Invoice

February 10, 2020
Invoice No: 12000552



Ms. Judie Anderson
Shingle Creek Watershed Management Comm.
3235 Fernbrook Lane
Plymouth, MN 55447

Responsive partner.
Exceptional outcomes.

Project Manager Diane Spector

Project B1240-0226 2020 TMDL 5 Year Reviews

Professional Services Through January 31, 2020

Professional Personnel

	Hours	Rate	Amount	
Spector, Diane	8.80	190.00	1,672.00	
Strom, Jeffrey	.70	148.00	103.60	
Walden, Brittany	.20	87.00	17.40	
Totals	9.70		1,793.00	
Total Labor				1,793.00
		Total Invoice Amount		\$1,793.00

Billing Summary	Current	Prior	Total
	1,793.00	0.00	1,793.00

Invoice

February 10, 2020
 Invoice No: 12000549



Ms. Judie Anderson
 Shingle Creek Watershed Management Comm.
 3235 Fernbrook Lane
 Plymouth, MN 55447

Responsive partner.
 Exceptional outcomes.

Project Manager Diane Spector

Project B1240-0219 2020 Education and Outreach

Professional Services Through January 31, 2020

Phase 01 General Education
 General Education

Professional Personnel

	Hours	Rate	Amount	
Spector, Diane	10.60	190.00	2,014.00	
Walden, Brittany	.20	87.00	17.40	
Totals	10.80		2,031.40	
Total Labor				2,031.40
				Phase Total
				\$2,031.40

Phase 02 WMWA
 WMWA

Professional Personnel

	Hours	Rate	Amount	
Spector, Diane	1.00	190.00	190.00	
Totals	1.00		190.00	
Total Labor				190.00
				Phase Total
				\$190.00

Total Invoice Amount \$2,221.40

Billing Summary	Current	Prior	Total
	2,221.40	0.00	2,221.40

SC Education - 1,015.70
 WmWA - 190.00

 1,205.70

WM Education 1,015.70

Invoice

February 10, 2020
Invoice No: 12000547



Ms. Judie Anderson
Shingle Creek Watershed Management Comm.
3235 Fernbrook Lane
Plymouth, MN 55447

Responsive partner.
Exceptional outcomes.

Project Manager Diane Spector

Project B1240-0217 2020 Annual WQ Report

Professional Services Through January 31, 2020

Professional Personnel

	Hours	Rate	Amount	
Omodt, Nicholas	.50	99.00	49.50	
Spector, Diane	6.80	190.00	1,292.00	
Stone, Alicia	11.60	64.00	742.40	
Strom, Jeffrey	1.00	148.00	148.00	
Walden, Brittany	.20	87.00	17.40	
Totals	20.10		2,249.30	
Total Labor				2,249.30
				Total Invoice Amount \$2,249.30

Billing Summary	Current	Prior	Total
	2,249.30	0.00	2,249.30

SC - 1,574.51
WM - 674.79

Invoice

February 10, 2020
 Invoice No: 12000543



Ms. Judie Anderson
 Shingle Creek Watershed Management Comm.
 3235 Fernbrook Lane
 Plymouth, MN 55447

Responsive partner.
 Exceptional outcomes.

Project Manager Diane Spector

Project B1240-0200 Bass and Pomerleau Lakes Alum Treatment

Professional Services Through January 31, 2020

Phase 01 Technical Services

Technical Services

Professional Personnel

	Hours	Rate	Amount	
Spector, Diane	2.00	188.00	376.00	
Totals	2.00		376.00	
Total Labor				376.00
			Phase Total	\$376.00

Phase 02 Lake WQ Monitoring

Lake WQ Monitoring

Professional Personnel

	Hours	Rate	Amount	
Spector, Diane	1.50	188.00	282.00	
Totals	1.50		282.00	
Total Labor				282.00
			Phase Total	\$282.00

Total Invoice Amount \$658.00

	Current	Prior	Total
Billing Summary	658.00	44,416.86	45,074.86

Invoice

February 10, 2020
 Invoice No: 12000544



Ms. Judie Anderson
 Shingle Creek Watershed Management Comm.
 3235 Fernbrook Lane
 Plymouth, MN 55447

Responsive partner.
 Exceptional outcomes.

Project Manager Diane Spector

Project B1240-0212 Shingle Creek SRP Reduction Project

Professional Services Through January 31, 2020

Phase 05 Information Sharing

Information Sharing

Professional Personnel

	Hours	Rate	Amount	
Project Manager				
Spector, Diane	4.00	137.52	550.08	
Scientist III				
Kallio, Brian	1.70	137.52	233.78	
Totals	5.70		783.86	
Total Labor				783.86
				Phase Total
				\$783.86

Phase 06 Semiannual/Annual Reports

Semiannual/Annual Reports

Professional Personnel

	Hours	Rate	Amount	
Project Manager				
Spector, Diane	6.50	137.52	893.88	
Totals	6.50		893.88	
Total Labor				893.88
				Phase Total
				\$893.88
				Total Invoice Amount
				\$1,677.74

	Current	Prior	Total
Billing Summary	1,677.74	90,502.32	92,180.06

Invoice

February 10, 2020
Invoice No: 12000545



Ms. Judie Anderson
Shingle Creek Watershed Management Comm.
3235 Fernbrook Lane
Plymouth, MN 55447

Responsive partner.
Exceptional outcomes.

Project Manager Diane Spector

Project B1240-0214 2019 Twin Lake Carp Management

Professional Services Through January 31, 2020

Phase 01 Carp & SAV Management

Carp & SAV Management

Unit Billing

00-WAI Vehicle Golden Valley

17.83

Phase Total \$17.83

Total Invoice Amount \$17.83

	Current	Prior	Total
Billing Summary	17.83	5,304.80	5,322.63

Invoice

February 10, 2020
Invoice No: 12000546



Ms. Judie Anderson
Shingle Creek Watershed Management Comm.
3235 Fernbrook Lane
Plymouth, MN 55447

Responsive partner.
Exceptional outcomes.

Project Manager Diane Spector

Project B1240-0216 Crystal Lake Management Plan

Professional Services Through January 31, 2020

Phase 01A Dosing

Dosing

Professional Personnel

	Hours	Rate	Amount	
Walden, Brittany	.50	87.00	43.50	
Totals	.50		43.50	
Total Labor				43.50
				Phase Total
				\$43.50

Phase 01C Water Quality Monitoring


Water Quality Monitoring

Professional Personnel

	Hours	Rate	Amount	
Strom, Jeffrey	.90	148.00	133.20	
Totals	.90		133.20	
Total Labor				133.20
				Phase Total
				\$133.20

Total Invoice Amount \$176.70

Billing Summary	Current	Prior	Total
	176.70	0.00	176.70



3235 Fernbrook Lane
Plymouth MN 55447

Shingle Creek / West Mississippi Watershed Management Commissions
3235 Fernbrook Lane
Plymouth, MN 55447


February 10, 2020

	Share	G/L	Shingle Creek			West Mississippi			Total Project Area	
			SC	WM		SC	WM	SC	WM	
Administrative		53001	60.00	-		0.25	60.00	15.00		
Administrative	70-30	53001	12.33	60.00	517.86		60.00	221.94		
Administrative		53001	27.61	65.00	1,794.65	19.74	65.00	1,283.10		
Administrative	70-30	53001	43.34	65.00	1,971.97		65.00	845.13		
Admin - Offsite	70-30	53001	2.00	70.00	98.00		70.00	42.00		
Office Support	70-30	53001	12.00	200.00	1,680.00		200.00	720.00		
Data Processing/File Mgmt		53001		55.00	-		55.00	-		
Archiving/File Mgmt	70-30	53001	6.91	60.00	290.22		60.00	124.38		
Archiving		53001		60.00	-		55.00	-		
Admin Reimbursables		53001	628.40	1.00	628.40	280.30	1.00	280.30	6,981.100	3,531.850
Bookkeeping	80-20	54022		55.00	-		55.00	-		
Bookkeeping	80-20	54022	4.75	65.00	247.00		65.00	61.75		
Bookkeeping		54022		55.00	-		55.00	-		
Bookkeeping		54022	4.74	65.00	308.10	3.84	65.00	249.60		
Audit Prep		54022		65.00	-		65.00	-	555.100	311.350
Project / WCA Reviews - Admin		53002		65.00	-	0.82	65.00	53.30		
Project Reviews - File Mgmt		53002		55.00	-		55.00	-		
Reimbursable Expenses		53002		1.00	-	106.87	1.00	106.87	0.000	160.170
Education - Admin	50-50	57008		55.00	-		55.00	-		
Education - Admin	50-50	57008		65.00	-		60.00	-		
Education - Admin - Offsite	50-50	57008		70.00	-		70.00	-		
Education - NPDES	50-50	57008	10.08	65.00	327.60		65.00	327.60		
Website	50-50	57008		55.00	-		55.00	-		
Website	50-50	57008	0.50	65.00	16.25		65.00	16.25		
Renew website domain	50-50	57008		1.00	-		1.00	-		
Education Reimbursables	50-50	57008	50.59	1.00	50.59	50.59	1.00	50.59	394.439	394.440
Engineering Support - Secre	70-30	53004	0.33	60.00	13.86		60.00	5.94		
Engineering Support - Admin	70-30	53004	10.85	65.00	493.68		60.00	211.58		
Engineering Support - Offsite	70-30	53004	1.83	70.00	89.67		70.00	38.43		
Engineering Support Reimbursables		53004	170.48	1.00	170.48	73.06	1.00	73.06	767.685	329.005
									8,698.324	4,726.815

**West Mississippi Watershed Management Commission
Treasurer's Report**

	2019 Budget	Jan 2020	Feb 2020	%age YTD	2019 YTD
REVENUE					
Application Fees	20,000			94.00	18,800.00
Assessments	153,600	61,466.00		140.02	215,066.00
Interest & Dividend Income	2,000	638.35		572.25	11,444.99
Reserve - Flood Mapping	25,000			0.00	-
Miscellaneous Income					-
<i>Transfer to (from) CIPs (see CIP Tracker page)</i>		117.52			53,146.86
<i>To (From) Reserve</i>					-
TOTAL REVENUE	200,600	62,221.87	-		298,457.85
EXPENSES					
ADMINISTRATION					
Administrative Services	31,000	2,485.74	3,531.85	90.15	27,947.76
Engineering Support	4,500	248.96	329.00	107.76	4,849.29
Project Reviews	1,500	110.49	160.17	77.94	1,169.07
ENGINEERING					
Administration	30,000	3,690.20	3,498.50	97.48	29,244.38
Grant Application Writing	1,500			27.61	414.20
Project Review	27,000	1,106.00	1,575.70	129.57	34,983.71
LEGAL					
Legal Services	5,000	307.30	287.20	80.47	4,023.50
MISCELLANEOUS					
Bookkeeping	2,800	201.85	311.35	84.80	2,374.42
Audit	5,000			90.00	4,500.00
Insurance & Bonding	2,800			83.68	2,343.00
Meeting Expense	2,500	147.40		74.64	1,866.10
PROJECTS					
Macroinvertebrate Monitoring	1,000			0.00	-
Volunteer Wetland Monitoring (WHEP)	2,000			0.00	-
Outfall and Stream Monitoring	18,000	745.40	1,460.60	101.02	18,183.44
Annual Water Quality Report	6,000		674.79	99.99	5,999.65
Water Quality Education					
Education	15,000	1,036.43	1,410.14	123.49	18,523.35
Rain Garden Workshops	2,000			100.00	2,000.00
Education Grants	500			0.00	-
WMWA General Programs	5,000			60.00	3,000.00
WMWA Educators/Watershed Prep	4,500			44.44	2,000.00
WMWA Special Projects	2,000			100.00	2,000.00
Third Gen Plan/amendments	1,000			158.19	1,581.89
Contribution to Construction/Grant Match	5,000			0.00	-
Flood modeling and mapping	25,000			0.00	-
<i>Transfer to (from)CIPs</i>					128.47
<i>To (from) Reserves</i>					-
TOTAL OPERATING EXPENSE	200,600	10,079.77	13,239.30		167,132.23
CASH SUMMARY					
4M Fund Balance at 12/31/18					479,512.33
Plus Revenue Received to Date					299,002.14
Minus Claims Approved to Date					(170,116.25)
Minus Claims Presented Current Month					(13,239.30)
Fund Balance		595,446.12			595,158.92

**West Mississippi Watershed Management Commission
Treasurer's Report**

Claims Presented February 13, 2020	General Ledger Acct No	January	February		
					Total
Kennedy & Graven					287.20
Legal - General	52001		287.20		
Wenck Associates					8,225.29
General Engineering	51001		3,498.50		
Project Reviews	51002		1,575.70		
Project Management Plan	51003				
Grant Applica/Research	51005				
Plan Amendment	51007				
Education Program	57008		1,015.70		
Intensive BMPs	57011				
Annual Water Quality Report	58002		674.79		
Water Monitoring Program	58011		1,460.60		
Judie Anderson's Secretarial Service					4,726.81
Administration	53001		3,531.85		
Bookkeeping	54002		311.35		
Project and WCA Review Support	53002		160.17		
Education Programs	57008		394.44		
Engineering Support	53004		329.00		
Engineering Support - CIPs	53004				
Engineering Support - Plan Amendment	53007				
Total Claims					13,239.30
					
Judie A Anderson, Deputy Treasurer					

**West Mississippi Watershed Management Commission Treasurer's Report
Capital Improvement Project Tracking**

CIPs	Amount	%age	TOTAL 2017	TOTAL 2018	JAN 2019	FEB 2019	MAR 2019	APR 2019	MAY 2019	JUN 2019	JUL 2019	AUG 2019	SEP 2019	OCT 2019	NOV 2019	DEC 2019	ADJ ENTRIES 2019	TOTAL 2019	TOTAL ALL YEARS
2013-02 Mill Pond Dam Strm Stabilization	125,000	100.000																	COMPLETE
2014-03 Cost Share Retrofits	50,000	100.000																	TO CS FUND
2015-06 Cost Share Retrofits	50,000	100.000																	TO CS FUND
2016-04 Cost Share Retrofits	50,500	38.462																	TO CS FUND
2016-05 BioChar Project	80,800	61.538																	COMPLETE
2017-04 City Cost Share BMP Projects	50,000	47.710																	TO BMP FUND
2017-05 Mississippi Crossings Rain Garden	54,800	52.290																	
Revenue			-	54,458.05							108.07					(9.13)		98.94	54,556.99
Expense			128.47	-														-	128.47
Balance			(128.47)	54,458.05							108.07	-	-	-	-	(9.13)		98.94	54,428.52
2018-05 City Cost Share BMP Projects	53,025	100.000																	
Revenue			-	-							26,692.61					26,237.79	117.52	53,047.92	53,047.92
Expense			-	124.04														-	124.04
Balance			-	(124.04)							26,692.61	-	-	-	-	26,237.79	117.52	53,047.92	52,923.88
2019-04 City Cost Share BMP Projects	56,050	100.000																	
Revenue			-	-														-	-
Expense			-	-									128.47					128.47	128.47
Balance			-	-							-	-	(128.47)					(128.47)	(128.47)
TOTAL CIP																			
Revenue			130,929.32	104,146.20	-	-	-	-	-	-	26,800.68	-	-	-	-	26,228.66	117.52	53,146.86	511,408.84
Expense			256.94	124.04	-	-	-	-	-	-	-	-	128.47	-	-	-	-	128.47	3,210.13
Transfer from Assigned Construction/Grant Match			5,680.39															-	5,680.39
Transfer General Funds to Cover Shortfall			-	3,435.12														-	3,435.12
Payment			86,117.50	125,000.00															211,117.50
Balance			(99,177.84)	(17,542.72)	-	-	-	-	-	-	26,800.68	-	(128.47)	-	-	26,228.66	117.52	53,018.39	156,783.61
COST SHARE FUND																			
2014-03 Cost Share Retrofits	50,000	100.000	49,551.86																49,551.86
2015-06 Cost Share Retrofits	50,000	100.000	49,636.59																49,636.59
2016-04 Cost Share Retrofits	50,500	38.462	50,224.66																50,224.66
Balance Cost Share Fund																			149,413.11
PARTNERSHIP BMP RETROFITS FUND																			
2017-04 City Cost Share BMP Projects	50,000	47.710		49,559.68															49,559.68
Balance BMP Retrofits Fund																			49,559.68
TOTAL BALANCE CIP & Other Funds																			355,756.40
COMPLETED PROJECTS \$0 BALANCE																			
2016-05 BioChar Project	80,800	61.538	COMPLETE																
2013-02 Mill Pond Dam Strm Stabilization	125,000	100.000		COMPLETE															

Kennedy & Graven, Chartered

200 South Sixth Street, Suite 470
Minneapolis, MN 55402

(612) 337-9300

41-1225694

January 16, 2020

Statement No. 152771

West Mississippi Watershed Management Commission

JASS - Watershed Administrators
3235 Fernbrook Lane
Plymouth, MN 55447


Through December 31, 2019

WE405-00001 General

287.20

Total Current Billing: 287.20

I declare, under penalty of law, that this
account, claim or demand is just and
correct and that no part of it has been paid.



Signature of Claimant

Kennedy & Graven, Chartered

200 South Sixth Street, Suite 470
Minneapolis, MN 55402

West Mississippi Watershed

December 31, 2019

WE405-00001 General

Through December 31, 2019
For All Legal Services As Follows:

			Hours	Amount
12/12/2019	TJG	Prepare for, travel to, and attend meeting	1.40	281.40
Total Services:			\$	281.40

For All Disbursements As Follows:

12/12/2019	Troy J. Gilchrist;	Mileage expense		5.80
Total Disbursements:			\$	5.80

Total Services and Disbursements: \$ 287.20

Invoice

February 10, 2020
Invoice No: 12000538



Ms. Judie Anderson
West Mississippi Watershed Mgmt. Comm.
3235 Fernbrook Lane
Plymouth, MN 55447

Responsive partner.
Exceptional outcomes.

Project Manager Edward Matthiesen

Project B1241-0078 2020 General Engineering - West Mississippi

Professional Services Through January 31, 2020

Professional Personnel

	Hours	Rate	Amount	
Matthiesen, Edward	3.50	200.00	700.00	
Spector, Diane	14.50	190.00	2,755.00	
Walden, Brittany	.50	87.00	43.50	
Totals	18.50		3,498.50	
Total Labor				3,498.50
		Total Invoice Amount		\$3,498.50

	Current	Prior	Total
Billing Summary	3,498.50	0.00	3,498.50

Invoice

February 10, 2020
 Invoice No: 12000542



Ms. Judie Anderson
 West Mississippi Watershed Mgmt. Comm.
 3235 Fernbrook Lane
 Plymouth, MN 55447

Responsive partner.
 Exceptional outcomes.

Project Manager Edward Matthiesen

Project B1241-0082 2020 Project Reviews

Professional Services Through January 31, 2020

Phase 01 General Project Reviews

General Project Reviews

Professional Personnel

	Hours	Rate	Amount	
Matthiesen, Edward	1.50	200.00	300.00	
Walden, Brittany	.50	87.00	43.50	
Totals	2.00		343.50	
Total Labor				343.50
				Phase Total \$343.50

Phase 02 WCA

WCA

Professional Personnel

	Hours	Rate	Amount	
Dietrich, Meaghan	5.40	123.00	664.20	
Totals	5.40		664.20	
Total Labor				664.20
				Phase Total \$664.20

Phase 03 River Park Improvement

River Park Improvement

Professional Personnel

	Hours	Rate	Amount	
Spector, Diane	.50	190.00	95.00	
Totals	.50		95.00	
Total Labor				95.00
				Phase Total \$95.00

Phase 19010 Mississippi Crossing

Mississippi Crossing

Professional Personnel

	Hours	Rate	Amount	
Weis, Rena	4.30	110.00	473.00	
Totals	4.30		473.00	
Total Labor				473.00
				Phase Total \$473.00

INVOICES ARE DUE UPON PRESENTATION. Subject to 1-1/2% 18% Annum interest/finance charge. Please reference the invoice number when sending payment. Federal Tax ID #41-1520095 -Wenck Associates, Inc.-1800 Pioneer Creek Center PO Box 249- Maple Plain, MN 55359-0249 Toll Free:800-472-2232 Main:763-479-4200 E-mail:accounting@wenck.com Web www.wenck.com

Project	B1241-0082	2020 Project Reviews	Invoice	12000542
---------	------------	----------------------	---------	----------

Total Invoice Amount \$1,575.70

	Current	Prior	Total
Billing Summary	1,575.70	0.00	1,575.70

Invoice

February 10, 2020
Invoice No: 12000549



Ms. Judie Anderson
Shingle Creek Watershed Management Comm.
3235 Fernbrook Lane
Plymouth, MN 55447

Responsive partner.
Exceptional outcomes.

Project Manager Diane Spector

Project B1240-0219 2020 Education and Outreach

Professional Services Through January 31, 2020

Phase 01 General Education

General Education

Professional Personnel

	Hours	Rate	Amount	
Spector, Diane	10.60	190.00	2,014.00	
Walden, Brittany	.20	87.00	17.40	
Totals	10.80		2,031.40	
Total Labor				2,031.40
		Phase Total		\$2,031.40

Phase 02 WMWA

WMWA

Professional Personnel

	Hours	Rate	Amount	
Spector, Diane	1.00	190.00	190.00	
Totals	1.00		190.00	
Total Labor				190.00
		Phase Total		\$190.00

Total Invoice Amount \$2,221.40

Billing Summary	Current	Prior	Total
	2,221.40	0.00	2,221.40

SC Education - 1,015.70
 WmWA - 190.00

 1,205.70

Wm Education 1,015.70

Invoice

February 10, 2020
Invoice No: 12000547



Ms. Judie Anderson
Shingle Creek Watershed Management Comm.
3235 Fernbrook Lane
Plymouth, MN 55447

Responsive partner.
Exceptional outcomes.

Project Manager Diane Spector

Project B1240-0217 2020 Annual WQ Report

Professional Services Through January 31, 2020

Professional Personnel

	Hours	Rate	Amount
Omodt, Nicholas	.50	99.00	49.50
Spector, Diane	6.80	190.00	1,292.00
Stone, Alicia	11.60	64.00	742.40
Strom, Jeffrey	1.00	148.00	148.00
Walden, Brittany	.20	87.00	17.40
Totals	20.10		2,249.30
Total Labor			2,249.30

Total Invoice Amount \$2,249.30

	Current	Prior	Total
Billing Summary	2,249.30	0.00	2,249.30

SC - 1,574.51
WM - 674.79

Invoice

February 10, 2020
Invoice No: 12000553



Ms. Judie Anderson
West Mississippi Watershed Mgmt. Comm.
3235 Fernbrook Lane
Plymouth, MN 55447

Responsive partner.
Exceptional outcomes.

Project Manager Diane Spector


Project B1241-0080 2020 Outfall and Stream Monitoring

Professional Services Through January 31, 2020

Professional Personnel

	Hours	Rate	Amount	
Kemmitt, Katie	2.50	99.00	247.50	
Omodt, Nicholas	.20	99.00	19.80	
Spector, Diane	1.30	190.00	247.00	
Strom, Jeffrey	6.10	148.00	902.80	
Walden, Brittany	.50	87.00	43.50	
Totals	10.60		1,460.60	
Total Labor				1,460.60
		Total Invoice Amount		\$1,460.60

	Current	Prior	Total
Billing Summary	1,460.60	0.00	1,460.60



3235 Fernbrook Lane
Plymouth MN 55447

Shingle Creek / West Mississippi Watershed Management Commissions
3235 Fernbrook Lane
Plymouth, MN 55447

February 10, 2020

	Share	G/L	Shingle Creek			West Mississippi			Total Project Area	
			SC	WM		SC	WM	SC	WM	
Administrative		53001	60.00	-		0.25	60.00	15.00		
Administrative	70-30	53001	12.33	60.00	517.86		60.00	221.94		
Administrative		53001	27.61	65.00	1,794.65	19.74	65.00	1,283.10		
Administrative	70-30	53001	43.34	65.00	1,971.97		65.00	845.13		
Admin - Offsite	70-30	53001	2.00	70.00	98.00		70.00	42.00		
Office Support	70-30	53001	12.00	200.00	1,680.00		200.00	720.00		
Data Processing/File Mgmt		53001		55.00	-		55.00	-		
Archiving/File Mgmt	70-30	53001	6.91	60.00	290.22		60.00	124.38		
Archiving		53001		60.00	-		55.00	-		
Admin Reimbursables		53001	628.40	1.00	628.40	280.30	1.00	280.30	6,981.100	3,531.850
Bookkeeping	80-20	54022		55.00	-		55.00	-		
Bookkeeping	80-20	54022	4.75	65.00	247.00		65.00	61.75		
Bookkeeping		54022		55.00	-		55.00	-		
Bookkeeping		54022	4.74	65.00	308.10	3.84	65.00	249.60		
Audit Prep		54022		65.00	-		65.00	-	555.100	311.350
Project / WCA Reviews - Admin		53002		65.00	-	0.82	65.00	53.30		
Project Reviews - File Mgmt		53002		55.00	-		55.00	-		
Reimbursable Expenses		53002		1.00	-	106.87	1.00	106.87	0.000	160.170
Education - Admin	50-50	57008		55.00	-		55.00	-		
Education - Admin	50-50	57008		65.00	-		60.00	-		
Education - Admin - Offsite	50-50	57008		70.00	-		70.00	-		
Education - NPDES	50-50	57008	10.08	65.00	327.60		65.00	327.60		
Website	50-50	57008		55.00	-		55.00	-		
Website	50-50	57008	0.50	65.00	16.25		65.00	16.25		
Renew website domain	50-50	57008		1.00			1.00			
Education Reimbursables	50-50	57008	50.59	1.00	50.59	50.59	1.00	50.59	394.439	394.440
Engineering Support - Secre	70-30	53004	0.33	60.00	13.86		60.00	5.94		
Engineering Support - Admin	70-30	53004	10.85	65.00	493.68		60.00	211.58		
Engineering Support - Offiste	70-30	53004	1.83	70.00	89.67		70.00	38.43		
Engineering Support Rembursables		53004	170.48	1.00	170.48	73.06	1.00	73.06	767.685	329.005
									8,698.324	4,726.815

Capstone Project: Crystal Raingarden Revitalization

Dirty Hands, Clean Water

Presented to: Shingle Creek Watershed
Management Commission

Presented by: ReNae Bowman, Water
Steward Appointee

February 2020



Introduction & Background:

Applied for and appointed Crystal Water Steward for Hennepin County. My commitment to this position is 3 – 5 years. As part of the appointment, I am required to take classes and plan and successfully execute a Capstone Project. Program was developed by Freshwater for the MPCA and the purpose of the program includes:

“ . . . organize community action for the restoration and preservation of our water resources. Your Capstone Project is designed to demonstrate your leadership role in educating others and building local partnerships to successfully complete a water improvement project.”

Capstone Project Overview:

Evaluate and revitalize Crystal’s current 125 rain gardens and offer alternative runoff abatement methods to those without rain gardens. Project results includes:

1. Review and assess current rain garden conditions.
2. Homeowner Help: If property owner wants to have rain gardens revitalized this Capstone project will provide help through offering plant plugs and/or plants and volunteer help to do the heavy lifting on a one-time basis along with ongoing, on-line education. Goal of project is to engage local scouts earning merit badges, local youth groups from churches and schools looking for volunteer opportunities.
3. Those without rain gardens will be provided with seed or plugs and simple to use (keeping things small) instructions on how to do things in your yard that will capture more rain water (and snow and runoff).
4. Easy to use, ongoing education on raingarden maintenance.

My goals as a water steward for the next 3 – 5 years:

Part 1: Water Improvement Project - 2020

- A. Assess and revitalize current rain gardens.
- B. Beyond the Rain Garden: create education for alternative to help reduce runoff if property does not have a raingarden.

Part 2: Education and Outreach Campaign 2020 and beyond

- A. Easy to use Rain Garden revitalization and maintenance education
- B. Beyond the rain garden options

Previous community engagement experience:

- Participant in the October 2019 National Solar Tour
- Master Recycler Composter
- Previous mayor of Crystal,
- Previous member of the Robbinsdale School Board
- Forty years of environmental advocacy

Thank you for your time today, please contact me with questions or concerns

ReNae Bowman: 763-531-2074 or renaebowman37@gmail.com

Topic example of things a landowner can do to preserve water quality.

10 actions you can take to improve Minnesota's lakes, rivers and streams

1. Salt sparingly
2. Keep streets clear of leaves and grass clippings
3. Kick the chemicals
4. Mow high
5. Scoop the poop
6. Adopt a storm drain
7. Capture rain water
8. Replace turf with native plants
9. Un-pave the way
10. Conserve water

From: Johnson, Brian <Brian.Johnson@metc.state.mn.us>

Sent: Friday, February 07, 2020 3:56 PM

To: Judie Anderson <Judie@jass.biz> Diane Spector - Shingle Creek Watershed Management Commission (dspector@wenck.com) <dspector@wenck.com>;

Subject: Request for CAMP Participation 2020

Hello Sponsors of the Citizen Assisted Monitoring Program:

Spring is right around the corner and that calls for planning for the 2020 CAMP monitoring season. If your organization plans to participate this year in the CAMP, and we hope you do, please send me a list of lakes that your organization plans to enroll. Please include the DNR ID#, the frequency of monitoring, and the quantity of new monitoring kits (if you need them). Also, please tell me if you plan to have new volunteers this year. Please forward me your list of lakes by Thursday, March 12th, so we can have agreements executed before the monitoring season begins in mid-April.

The first week of monitoring is scheduled for Monday, April 13 through Sunday, April 19. A 2020 monitoring schedule is attached.

If you have any questions, please let me know. I look forward to hearing from you.

Best Wishes,



Brian Johnson

Senior Environmental Scientist | Water Resources

brian.johnson@metc.state.mn.us

P. 651.602.8743 | F. 651.602.8220

2400 Childs Road | St. Paul, MN | 55106 | metro council.org

CONNECT WITH US



2020 MONITORING SCHEDULE

Citizen-Assisted Monitoring Program

Week 1: April 13 – April 19

Week 2: April 27 – May 3

Week 3: May 11 – May 17

Week 4: May 25 – May 31

Week 5: June 8 – June 14

Pick-up Round #1: June 15 – 19

Week 6: June 22 – June 28

Week 7: July 6 – July 12

Week 8: July 20 – July 26

Week 9: August 3 – August 9

Pick-up Round #2: August 10 – 14

Week 10: August 17 – August 23

Week 11: August 31 – September 6

Week 12: September 14 – September 20

Week 13: September 28 – October 4

Week 14: October 12 – October 18

Pick-up Round #3: October 19 – 23



METROPOLITAN
C O U N C I L

Technical Memo



Responsive partner.
Exceptional outcomes.

To: Shingle Creek/West Mississippi WMC Commissioners
From: Diane Spector
Date: February 12, 2020
Subject: Education and Outreach Update

WMWA. WMWA met on Tuesday, February 11, 2020. The next meeting will be Tuesday, March 1, 2020 at Plymouth City Hall.

Watershed PREP and Education and Outreach Events. Educators have confirmed several school visits for spring semester. Amy at JASS (amy@jass.org) has the up to date schedule in the event anyone wishes to sit in on a classroom session. A reminder that the educators are available to table at city and school events, contact Amy. The educators, working with local cable provider CCX Media, filmed one of their classroom presentations and are preparing a short promotional video for Watershed PREP for use both in marketing to schools in the four watersheds as well as informing other watersheds about the program. The video is still being edited but should be available soon.

Website/Social Media. Catherine Cesnik, the new WMWA Coordinator, will be refreshing the WMWA website and updating content. Any input is appreciated. westmetrowateralliance.org/. In addition, the coordinator has now taken over social media posting duties.

Other. Catherine has compiled a list of city contacts and will be reaching out to each over the next few months to better understand how WMWA can be a resource. The WMWA steering committee particularly discussed options to collaborate on the new or enhanced education and outreach requirements in the draft MN NPDES General Permit.


































































Catherine and Amy are also continuing to collaborate with Rice Creek WD, Blue Thumb, and other interested parties to coordinate fabrication of a tabletop version of the popular native plant roots display.

Commission Website/Social Media. The website Google Analytics for January 2020 are attached, as are the Facebook insights for the last 30 days for both Shingle Creek and WMWA. As a reminder, Facebook Impressions is the number of times a post was viewed in a feed, Engagement is an action- a click, comment, share, or reaction. The best-performing was a post on 1/10/20 linking to a CCX media story about the Crystal Lake Management Plan that was shared to several other pages.

Shingle Creek FB Metrics

January 2020: 147 total Likes (3 new), 2758 Impression, 311 Engagements.

■ Reach: Organic / Paid ▼
■ Post Clicks ■ Reactions, Comments &

Published	Post	Type	Targeting	Reach	Engagement
01/29/2020 11:21 AM	 Shingle Creek Watershed Management Organization			26 	0 0 
01/29/2020 11:20 AM	 Shingle Creek Watershed Management Organization			27 	1 0 
01/29/2020 11:16 AM	 Check this out!			63 	7 2 
01/28/2020 12:48 PM	 2020 Landscape Revival: Native Plant Expo and Market – Shoreview			69 	6 1 
01/22/2020 2:17 PM	 Attracting Birds to Your Garden with Native Plants			81 	11 3 
01/18/2020 9:19 PM	 Shingle Creek Watershed Management Organization			49 	8 1 
01/10/2020 11:47 AM	 Shingle Creek Watershed Management Organization			36 	5 2 
01/10/2020 9:02 AM	 Check it out! Crystal Lake in Robbinsdale has received a			1.9K 	263 61 
01/09/2020 2:39 PM	 Shingle Creek Watershed Management Organization			32 	4 0 
01/08/2020 10:38 AM	 Shingle Creek Watershed Management Organization updated			34 	1 1 
01/08/2020 10:38 AM	 Shingle Creek Watershed Management Organization updated			35 	0 1 
01/06/2020 9:01 AM	 Shingle Creek Watershed Management Organization			42 	0 0 
01/03/2020 1:39 PM	 Shingle Creek Watershed Management Organization			52 	21 4 

Shingle Creek Watershed Management Organization
 Published by Amy Juntunen (?) · January 10 · 🌐

Check it out! Crystal Lake in Robbinsdale has received a \$216,000 grant to help efforts to reduce nutrients and get the lake off the state "impaired waters list"! See how Shingle Creek will partner with the City and residents to manage nutrients in the lake. Excess nutrients are phosphorus - this can come from fertilizer, organic material like grass clippings and leaves, and animal waste. Keep these items from going down the storm drain to protect your local lake and creeks!

Section starts at about 2:12

https://www.youtube.com/watch?v=ZDY_qFd2Tok



YOUTUBE.COM
CCX News January 3, 2020

Performance for Your Post

1,941 People Reached

61 Reactions, Comments & Shares ⓘ

39 Like	8 On Post	31 On Shares
5 Love	2 On Post	3 On Shares
12 Comments	2 On Post	10 On Shares
5 Shares	4 On Post	1 On Shares

263 Post Clicks

0 Photo Views	39 Link Clicks ⓘ	224 Other Clicks ⓘ
-------------------------	----------------------------	------------------------------

NEGATIVE FEEDBACK

0 Hide Post	0 Hide All Posts
0 Report as Spam	0 Unlike Page


Reported stats may be delayed from what appears on posts

WMWA FB Metrics

January 2020: 151 total Likes, 709 Impression, 61 Engagements

West Metro Water Alliance
 Published by Amy Juntunen (?) · January 29 at 11:15 AM · 🌐

Check this out!



KARE11.COM
Salt-free ways to treat slick areas in preparation for snow
 Minnesota Pollution Control Agency says Minnesotans scatter nearly...

Performance for Your Post

65 People Reached

2 Likes, Comments & Shares ⓘ

1 Likes	1 On Post	0 On Shares
1 Comments	1 On Post	0 On Shares
0 Shares	0 On Post	0 On Shares

13 Post Clicks

0 Photo Views	8 Link Clicks ⓘ	5 Other Clicks ⓘ
-------------------------	---------------------------	----------------------------

NEGATIVE FEEDBACK

0 Hide Post	0 Hide All Posts
0 Report as Spam	0 Unlike Page

Keeping America Safe: 2019 Homeland Security Today Awards Honorees

November 21, 2019 [Bridget Johnson](#)

Each year, Homeland Security Today honors shining stars in the community who are making their own unique, invaluable contributions to advance the mission of keeping America safer from myriad threats. Learn more about this year's awardees ahead of the [Dec. 11 awards ceremony](#) in Washington.

Innovative Campaign to Forward Mission

Mark Ray, Director of Public Works, City of Crystal, Minnesota



Mark Ray is driven by the credo that a public works department is a critical cog in the homeland security apparatus, working in tandem with police and fire on multi-incident preparedness, mitigation and response. “Mark Ray has been a decisive force in changing the relationship to one of close collaboration and coordination. He is a trusted leader among both the public works and emergency response communities,” Eric Waage, director of Hennepin County Emergency Management, said in his nomination. “Mark has brought these groups together to meet, train, plan and exercise. He championed a resource sharing mutual aid agreement across the metro area.”

Ray is a member of the Department of Homeland Security State, Local, Tribal, and Territorial Government Coordinating Council (SLTTGCC) and serves as the chairman of the American Public Works Association’s Emergency Management Committee. He also serves as APWA’s representative to National Homeland Security Consortium (NHSC).

“APWA members, including Mark, are also engaged with DHS a number of topics, including National Critical Functions, where they are looking for input from public works professionals,” wrote Douglas Hilderbrand of the National Weather Service in his nomination. “Furthermore, Mark has made a profound impact building relationships and fostering information-sharing between public works organizations and the National Weather Service. These stronger relationships and improved information sharing have increased national resilience to extreme weather, water, and climate events.”