


Shingle Creek Watershed Management Commission Treasurer's Report

		2020 Budget	February	March	%age YTD	2020 YTD
REVENUE	%age					
Application Fees		23,000			-	-
Member Assessments		363,590	172,426.76		100.00	363,590.00
Blue Line Extension		1,000			-	-
Interest and Dividends		15,000	919.37		10.79	1,618.16
Education Reimbursement		33,000			-	-
Rain Garden Workshops		8,000			-	-
<i>Transfer to (from) Grants (see following pages)</i>			32,393.11	-		-
<i>Transfer to (from) CIPs</i>						-
<i>Transfer to (from) Closed Projects Account</i>						-
TOTAL REVENUE		443,590	205,739.24	-		365,208.16
EXPENSES			2019 Activity			
ADMINISTRATION						
Administrative Services		71,000	6,981.10	6,868.05	19.51	13,849.15
Engineering Support		17,000	767.68	757.99	8.97	1,525.67
Project Reviews		1,500		34.73	2.32	34.73
Blue Line Extension		500				-
ENGINEERING						
Administration		62,000	7,801.20	5,669.40	21.73	13,470.60
Grant Application Writing		11,500	397.40	100.00	4.33	497.40
Project Reviews/WCA		45,000	328.70	2,093.80	5.38	2,422.50
Blue Line Extension		500				-
TMDL 5 Year Reviews		12,000	1,793.00	1,856.20	30.41	3,649.20
LEGAL - Legal Services		6,000	287.20	287.15	4.79	287.15
MISCELLANEOUS						
Bookkeeping		7,000	555.10	504.40	15.14	1,059.50
Audit		6,500			-	-
Insurance & Bonding		3,100			-	-
Meeting Expense 2019 (Dec ck lost-reissued)			314.99			-
Meeting Expense		5,000	390.68		14.69	734.62
PROGRAMS						
Stream Monitoring		35,000	1,977.25	2,506.58	12.81	4,483.83
Stream Monitoring (USGS)		4,500			-	-
Lake Monitoring		24,000	1,431.00	1,160.50	10.80	2,591.50
Citizen Assisted Lake Monitoring (CAMP)		3,800	23.80		0.63	23.80
Volunteer Wetland Monitoring (WHEP)		2,000			-	-
Volunteer Stream Monitoring (River Watch)		1,000			-	-
Annual Monitoring Report		16,000	1,574.51	2,513.77	25.55	4,088.28
Water Quality Education						
Education Program		15,000	1,660.14	3,099.96	31.73	4,760.10
Education Grants		500			-	-
WMWA General Programs		20,000	425.82	1,298.08	8.62	1,723.90
WMWA Special Projects		6,500			-	-
WMWA Ed/Watershed Prep		18,000	488.80		2.72	488.80
Rain Garden Workshops		8,000			-	-
Management Plan/Amendments		1,000			-	-
Subwatershed BMP Assessment		20,000				-
Flood Modeling and Mapping		0	188.50			188.50
<i>Transfer to (from) Grants (see following pages)</i>			2,512.44	2,032.98		4,545.42
<i>Transfer to (from) CIPs</i>						-
<i>Transfer to (from) Partnership BMP Retrofits Fund</i>						-
<i>Transfer to (from) Closed Projects Account</i>			17.83	697.90		715.73
<i>To/From Reserves</i>		19,690				-
TOTAL OPERATING EXPENSE		443,590	29,917.14	31,481.49		61,140.38
CASH SUMMARY						
4M Fund Balance at 12/31/19						463,980.58
Plus Revenue Received 2020 to date						550,045.97
Minus Claims Approved to Date						(60,649.09)
Minus Claims Presented Current Month						(31,481.49)
Fund Balance			953,627.46			921,895.97

Shingle Creek Watershed Management Commission Treasurer's Report

Claims Presented	General Ledger Acct No	February	March	Total
Kennedy & Graven				287.15
Legal - General	52001		287.15	
Blue Thumb - 2020 Partner Contribution			250.00	250.00
Wenck Associates				21,571.13
General Engineering	51001		5,669.40	
Grant Writing	51005		100.00	
Project Reviews	51002		2,093.80	
Stream Monitoring	56004		2,506.58	
Lake Monitoring	56010		1,160.50	
TMDL 5-Year Reviews	56011		1,856.20	
Education	57008		2,640.00	
Education - WMWA	57009		300.00	
Annual Water Quality Report	58002		2,513.77	
Bass/Pomerleau Alum Trmt Grant	70727		1,031.30	
SRP Reduction Grant	70729		371.30	
Twin Lake Carp Management Follow-up			697.90	
Crystal Lake Management Plan Grant	70732		630.38	
Judie Anderson's Secretarial Service				998.08
WMWA General Expense	57009		998.08	
WMWA Educators/WS Prep	57011			
Judie Anderson's Secretarial Service				8,375.13
Administration	53001		6,868.05	
Project and WCA Review Support	53002		34.73	
Bookkeeping / Audit Prep	54002		504.40	
Education Programs	57008		209.96	
Engineering Support	53004		757.99	
Total Claims				31,481.49
				
Judie A Anderson, Deputy Treasurer				

Shingle Creek Watershed Management Commission Treasurer's Report

	Total Grant	February	March	%age YTD
GRANTS				YTD
Twin Lake Carp Management Grant	100,000			
Revenue				-
Expense				-
Balance		-	-	-
BioChar Project Grant	154,300			
Revenue				-
Expense				-
Balance		-	-	-
Becker Park Grant BWSR C16-1154	725,000			
Revenue				-
Expense				-
Balance		-	-	-
Minneapolis Subwatershed Assmt Grant	38,000			
Revenue				-
Expense				-
Balance		-	-	-
Bass/Pomerleau Lakes Internal Load Reduction (BWSR C18	267,040			
Revenue				-
Expense		658.00	1,031.30	1,689.30
Balance		(658.00)	(1,031.30)	(1,689.30)
BWSR Watershed Based Funding	103,571			
Revenue				-
Expense				-
Balance		-	-	-
SRP Reduction Project	72,170			
Revenue		15,229.01		15,229.01
Expense		1,677.74	371.30	2,049.04
Balance		13,551.27	(371.30)	13,179.97
Becker Park Grant Met Council SG-10335	150,000			
Revenue				150,000.00
Expense				-
Balance		-	-	150,000.00
Crystal Lake Management Plan (MPCA)				
Revenue				-
Expense		176.70	630.38	807.08
Balance		(176.70)	(630.38)	(807.08)
MN DNR Floodplain Modeling & Mapping	50,000			
Revenue		17,164.10		17,164.10
Expense				-
Balance		17,164.10	-	17,164.10
TOTAL GRANTS				
Revenue		32,393.11	-	-
Expense		2,512.44	2,032.98	4,545.42
Balance		29,880.67	(2,032.98)	(4,545.42)
		2019 Activity		

Kennedy & Graven, Chartered

200 South Sixth Street, Suite 470
Minneapolis, MN 55402

(612) 337-9300

41-1225694

February 21, 2020

Statement No. 153427

Shingle Creek Watershed Management Commission

Judie Anderson

JASS - Watershed Administrators
3235 Fernbrook Lane
Plymouth, MN 55447


Through January 31, 2020

SH220-00001 General

287.15

Total Current Billing: 287.15

I declare, under penalty of law, that this
account, claim or demand is just and
correct and that no part of it has been paid.



Signature of Claimant

Kennedy & Graven, Chartered

200 South Sixth Street, Suite 470
Minneapolis, MN 55402

Shingle Creek Watershed
Judie Anderson

January 31, 2020

SH220-00001 General

Through January 31, 2020

For All Legal Services As Follows:			Hours	Amount
1/9/2020	TJG	Prepare for, travel to, and attend meeting	1.40	281.40
Total Services:			\$	281.40

For All Disbursements As Follows:

1/9/2020	Troy Gilchrist; Mileage expense	5.75
Total Disbursements:		\$ 5.75

Total Services and Disbursements: \$ 287.15

Metro Blooms

PO Box 17099
Minneapolis, MN 55417
651-699-2426
www.metroblooms.org

Invoice

INVOICE # 1148
DATE 3/9/2020
DUE DATE 4/8/2020
TERMS Net 30

BILL TO

Shingle Creek Watershed Mgmt Comm
Attn: Judie Anderson

PO NO:

DESCRIPTION	AMOUNT
Blue Thumb partner dues	500.00
Credit for volunteer hours	-250.00
MN Sales Tax	0.00

Please remit by check or credit card to:

Metro Blooms
PO Box 17099
Minneapolis, MN 55417

Questions or payments? (651) 699-2426

Total	\$250.00
Payments/Credits	\$0.00
Total Due	\$250.00

Invoice

March 6, 2020
Invoice No: 12001291



Ms. Judie Anderson
Shingle Creek Watershed Management Commission
3235 Fernbrook Lane
Plymouth, MN 55447

Responsive partner.
Exceptional outcomes.

Project Manager Edward Matthiesen

Project B1240-0220 2020 General Engineering - Shingle Creek

Professional Services Through February 29, 2020

Phase 01 2020 General Engineering
2020 General Engineering

Professional Personnel

	Hours	Rate	Amount	
Kemmitt, Katie	1.50	99.00	148.50	
Matthiesen, Edward	10.80	200.00	2,160.00	
Spector, Diane	16.50	200.00	3,300.00	
Stone, Alicia	.70	87.00	60.90	
Totals	29.50		5,669.40	
Total Labor				5,669.40
		Phase Total		\$5,669.40
		Total Invoice Amount		\$5,669.40

	Current	Prior	Total
Billing Summary	5,669.40	7,801.20	13,470.60

Invoice

March 6, 2020
Invoice No: 12001312



Responsive partner.
Exceptional outcomes.

Ms. Judie Anderson
Shingle Creek Watershed Management Commission
3235 Fernbrook Lane
Plymouth, MN 55447

Project Manager Diane Spector

Project B1240-0221 2020 Grant Writing - Shingle Creek

Professional Services Through February 29, 2020

Professional Personnel

	Hours	Rate	Amount	
Spector, Diane	.50	200.00	100.00	
Totals	.50		100.00	
Total Labor				100.00
		Total Invoice Amount		\$100.00

	Current	Prior	Total
Billing Summary	100.00	397.40	497.40

Invoice

March 6, 2020
Invoice No: 12001292



Ms. Judie Anderson
Shingle Creek Watershed Management Commission
3235 Fernbrook Lane
Plymouth, MN 55447

Responsive partner.
Exceptional outcomes.

Project Manager Edward Matthiesen

Project B1240-0224 2020 Project Reviews - Shingle Creek

Professional Services Through February 29, 2020

Phase 01 General Project Reviews

General Project Reviews

Professional Personnel

	Hours	Rate	Amount	
Kemmitt, Katie	3.00	99.00	297.00	
Matthiesen, Edward	1.60	200.00	320.00	
Spector, Diane	2.90	200.00	580.00	
Totals	7.50		1,197.00	
Total Labor				1,197.00
				Phase Total
				\$1,197.00

Phase 02 WCA

WCA

Professional Personnel

	Hours	Rate	Amount	
Dietrich, Meaghan	3.50	123.00	430.50	
Spector, Diane	.50	200.00	100.00	
Totals	4.00		530.50	
Total Labor				530.50
				Phase Total
				\$530.50

Phase 03 Crystal Airport Reconstruction Project

Crystal Airport Reconstruction Project

Professional Personnel

	Hours	Rate	Amount	
Kemmitt, Katie	3.70	99.00	366.30	
Totals	3.70		366.30	
Total Labor				366.30
				Phase Total
				\$366.30

Total Invoice Amount \$2,093.80

	Current	Prior	Total
Billing Summary	2,093.80	328.70	2,422.50

INVOICES ARE DUE UPON PRESENTATION. Subject to 1-1/2% 18% Annum interest/finance charge. Please reference the invoice number when sending payment. Federal Tax ID #41-1520095 -Wenck Associates, Inc.-1800 Pioneer Creek Center PO Box 249- Maple Plain, MN 55359-0249 Toll Free:800-472-2232 Main:763-479-4200 E-mail:accounting@wenck.com Web www.wenck.com

Invoice

March 6, 2020
Invoice No: 12001314



Ms. Judie Anderson
Shingle Creek Watershed Management Commission
3235 Fernbrook Lane
Plymouth, MN 55447

Responsive partner.
Exceptional outcomes.

Project Manager Diane Spector

Project B1240-0225 2020 Stream Monitoring

Professional Services Through February 29, 2020

Professional Personnel

	Hours	Rate	Amount	
Kemmitt, Katie	11.10	99.00	1,098.90	
Omodt, Nicholas	.20	99.00	19.80	
Spector, Diane	.90	200.00	180.00	
Stone, Alicia	10.60	87.00	922.20	
Strom, Jeffrey	1.00	148.00	148.00	
Totals	23.80		2,368.90	
Total Labor				2,368.90

Outside Services

RMB Environmental Laboratories, Inc.			71.00	
Outside Services Total			71.00	71.00

Unit Billing

00-WAI Vehicle Golden Valley				
01-Hydrolab Data Sonde				66.68

Total Invoice Amount \$2,506.58

	Current	Prior	Total
Billing Summary	2,506.58	1,977.25	4,483.83

Invoice

March 6, 2020
Invoice No: 12001313

Ms. Judie Anderson
Shingle Creek Watershed Management Commission
3235 Fernbrook Lane
Plymouth, MN 55447



Responsive partner.
Exceptional outcomes.

Project Manager Diane Spector

Project B1240-0222 2020 Lake Monitoring

Professional Services Through February 29, 2020

Professional Personnel

	Hours	Rate	Amount	
Kemmitt, Katie	4.90	99.00	485.10	
Omodt, Nicholas	4.60	99.00	455.40	
Spector, Diane	1.10	200.00	220.00	
Totals	10.60		1,160.50	
Total Labor				1,160.50
		Total Invoice Amount		\$1,160.50

	Current	Prior	Total
Billing Summary	1,160.50	1,431.00	2,591.50

Invoice

March 6, 2020
Invoice No: 12001315

Ms. Judie Anderson
Shingle Creek Watershed Management Commission
3235 Fernbrook Lane
Plymouth, MN 55447



Responsive partner.
Exceptional outcomes.

Project Manager Diane Spector

Project B1240-0226 2020 TMDL 5 Year Reviews

Professional Services Through February 29, 2020

Professional Personnel

	Hours	Rate	Amount	
Kemmitt, Katie	5.80	99.00	574.20	
Spector, Diane	5.30	200.00	1,060.00	
Strom, Jeffrey	1.50	148.00	222.00	
Totals	12.60		1,856.20	
Total Labor				1,856.20
		Total Invoice Amount		\$1,856.20

	Current	Prior	Total
Billing Summary	1,856.20	1,793.00	3,649.20

Invoice

March 6, 2020
Invoice No: 12001310



Responsive partner.
Exceptional outcomes.

Ms. Judie Anderson
Shingle Creek Watershed Management Commission
3235 Fernbrook Lane
Plymouth, MN 55447

Project Manager Diane Spector

Project B1240-0217 2020 Annual WQ Report
Professional Services Through February 29, 2020

Professional Personnel

	Hours	Rate	Amount	
Kemmitt, Katie	19.60	99.00	1,940.40	
Omodt, Nicholas	1.30	99.00	128.70	
Spector, Diane	6.50	200.00	1,300.00	
Strom, Jeffrey	1.50	148.00	222.00	
Totals	28.90		3,591.10	
Total Labor				3,591.10
		Total Invoice Amount		\$3,591.10

Billing Summary	Current	Prior	Total
	3,591.10	2,249.30	5,840.40

SC - 2,513.77
WM - 1,077.33

Invoice

March 6, 2020
Invoice No: 12001311



Ms. Judie Anderson
Shingle Creek Watershed Management Commission
3235 Fernbrook Lane
Plymouth, MN 55447

Responsive partner.
Exceptional outcomes.

Project Manager Diane Spector

Project B1240-0219 2020 Education and Outreach

Professional Services Through February 29, 2020

Phase 01 General Education

General Education

Professional Personnel

	Hours	Rate	Amount	
Spector, Diane	20.80	200.00	4,160.00	
Strom, Jeffrey	7.00	160.00	1,120.00	
Totals	27.80		5,280.00	
Total Labor				5,280.00
				Phase Total
				\$5,280.00

Phase 02 WMWA

WMWA

Professional Personnel

	Hours	Rate	Amount	
Spector, Diane	1.50	200.00	300.00	
Totals	1.50		300.00	
Total Labor				300.00
				Phase Total
				\$300.00

Total Invoice Amount \$5,580.00

	Current	Prior	Total
Billing Summary	5,580.00	2,221.40	7,801.40

SC Education - 2640.00
 WMWA - 300.00

 2,940.00

Wm Education - 2,640.00

Invoice

March 9, 2020
Invoice No: 12001459



Ms. Judie Anderson
Shingle Creek Watershed Management Commission
3235 Fernbrook Lane
Plymouth, MN 55447

Responsive partner.
Exceptional outcomes.

Project Manager Diane Spector

Project B1240-0216 Crystal Lake Management Plan

Professional Services Through February 29, 2020

Phase 01A Dosing

Dosing

Professional Personnel

	Hours	Rate	Amount	
Kemmitt, Katie	3.00	99.00	297.00	
Totals	3.00		297.00	
Total Labor				297.00
				Phase Total
				\$297.00

Phase 02A Carp Assessment & Tracking

Carp Assessment & Tracking

Unit Billing

00-WAI Vehicle Golden Valley

	9.78
Phase Total	\$9.78

Phase 04 Semi-annual & Final Report

Semi-annual & Final Report

Professional Personnel

	Hours	Rate	Amount	
Claus, Aaron	.20	123.00	24.60	
Kemmitt, Katie	1.00	99.00	99.00	
Spector, Diane	1.00	200.00	200.00	
Totals	2.20		323.60	
Total Labor				323.60
				Phase Total
				\$323.60

Total Invoice Amount \$630.38

	Current	Prior	Total
Billing Summary	630.38	176.70	807.08

Invoice

March 6, 2020
Invoice No: 12001309



Ms. Judie Anderson
Shingle Creek Watershed Management Commission
3235 Fernbrook Lane
Plymouth, MN 55447

Responsive partner.
Exceptional outcomes.

Project Manager Diane Spector

Project B1240-0214 2019 Twin Lake Carp Management

Professional Services Through February 29, 2020

Phase 01 Carp & SAV Management

Carp & SAV Management

Professional Personnel

	Hours	Rate	Amount	
Claus, Aaron	3.30	120.00	396.00	
Omodt, Nicholas	2.50	97.00	242.50	
Spector, Diane	.30	198.00	59.40	
Totals	6.10		697.90	
Total Labor				697.90
				Phase Total
				\$697.90
				Total Invoice Amount
				\$697.90

	Current	Prior	Total
Billing Summary	697.90	5,322.63	6,020.53

Invoice

March 6, 2020
Invoice No: 12001308



Ms. Judie Anderson
Shingle Creek Watershed Management Commission
3235 Fernbrook Lane
Plymouth, MN 55447

Responsive partner.
Exceptional outcomes.

Project Manager Diane Spector

Project B1240-0212 Shingle Creek SRP Reduction Project

Professional Services Through February 29, 2020

Phase 05 Information Sharing

Information Sharing

Professional Personnel

	Hours	Rate	Amount	
Scientist III				
Kallio, Brian	2.70	137.52	371.30	
Totals	2.70		371.30	
Total Labor				371.30
				Phase Total
				\$371.30
				Total Invoice Amount
				\$371.30

	Current	Prior	Total
Billing Summary	371.30	92,180.06	92,551.36

Invoice



March 6, 2020
Invoice No: 12001307

Ms. Judie Anderson
Shingle Creek Watershed Management Commission
3235 Fernbrook Lane
Plymouth, MN 55447

Responsive partner.
Exceptional outcomes.

Project Manager Diane Spector

Project B1240-0200 Bass and Pomerleau Lakes Alum Treatment
Professional Services Through February 29, 2020

Phase 01 Technical Services
Technical Services
Professional Personnel

	Hours	Rate	Amount	
Spector, Diane	1.00	198.00	198.00	
Totals	1.00		198.00	
Total Labor				198.00
				Phase Total
				\$198.00

Phase 03 Follow-up Coring
Follow-up Coring
Professional Personnel

	Hours	Rate	Amount	
Bischoff, Joseph	1.50	198.00	297.00	
Kemmitt, Katie	.90	97.00	87.30	
Totals	2.40		384.30	
Total Labor				384.30
				Phase Total
				\$384.30

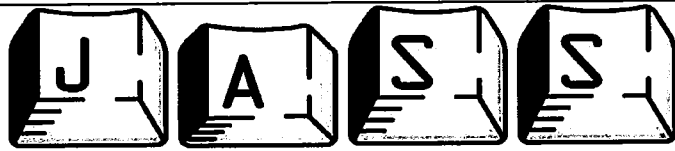
Phase 04 SAV Surveys and Permitting
SAV Surveys and Permitting
Professional Personnel

	Hours	Rate	Amount	
Omodt, Nicholas	3.00	97.00	291.00	
Strom, Jeffrey	1.00	158.00	158.00	
Totals	4.00		449.00	
Total Labor				449.00
				Phase Total
				\$449.00

Total Invoice Amount \$1,031.30

	Current	Prior	Total
Billing Summary	1,031.30	45,074.86	46,106.16

INVOICES ARE DUE UPON PRESENTATION. Subject to 1-1/2% 18% Annum interest/finance charge. Please reference the invoice number when sending payment. Federal Tax ID #41-1520095 -Wenck Associates, Inc.-1800 Pioneer Creek Center PO Box 249- Maple Plain, MN 55359-0249 Toll Free:800-472-2232 Main:763-479-4200 E-mail:accounting@wenck.com Web www.wenck.com



Your Virtual Administrator


3235 Fernbrook Lane Plymouth MN
55447

Shingle Creek Watershed Management Commission
3235 Fernbrook Lane
Plymouth MN 55447

9-Mar-20

Re: 2020 WMWA General Expense and Watershed PREP

Description		Rate	Hours/ No.	Amount	Total
General Expense					
Secretarial		55.00		-	
Secretarial		60.00	3.66	219.60	
Administrative		65.00	3.50	227.50	
Administrative - website, Facebook, Twitter		65.00	1.59	103.35	
Offsite, WMWA meetings, Blue Thumb, Watershed Partners, Home Expo, Henn County, city events		70.00	5.84	408.80	
Website hosting, domain registration two year		1.00		-	
Reimbursables		1.00	38.83	38.83	
	Total General Expense				998.08
Watershed PREP					
Secretarial		55.00		-	
Administrative		65.00		-	
Offsite		70.00			
Reimbursables		1.00		-	
	Total Watershed PREP				-
	Total this invoice				998.08
	Partner Share				249.52



3235 Fernbrook Lane
Plymouth MN 55447

Shingle Creek / West Mississippi Watershed Management Commissions
3235 Fernbrook Lane
Plymouth, MN 55447


March 9, 2020

	Share	G/L	Shingle Creek			West Mississippi			Total Project Area	
			SC	WM		SC	WM	SC	WM	
Administrative		53001	2.92	60.00	175.20	0.75	60.00	45.00		
Administrative	70-30	53001	6.66	60.00	279.72		60.00	119.88		
Administrative		53001	14.96	65.00	972.40	11.80	65.00	767.00		
Administrative	70-30	53001	38.69	65.00	1,760.40		65.00	754.46		
Admin - Offsite		53001	0.67	70.00	46.90	0.67	70.00	46.90		
Admin - Offsite	70-30	53001	5.40	70.00	264.60		70.00	113.40		
Office Support	70-30	53001	12.00	200.00	1,680.00		200.00	720.00		
Data Processing/File Mgmt		53001		55.00	-		55.00	-		
Data Processing/File Mgmt		53001	0.83	60.00	49.80	0.25	60.00	15.00		
Data Processing/File Mgmt	70-30	53001	0.34	60.00	14.28		60.00	6.12		
Archiving		53001		60.00	-		55.00	-		
Admin Reimbursables		53001	1,624.76	1.00	1,624.76	348.66	1.00	348.66	6,868.055	2,936.415
Bookkeeping	80-20	54022		55.00	-		55.00	-		
Bookkeeping	80-20	54022		60.00	-		60.00	-		
Bookkeeping		54022		60.00	-		60.00	-		
Bookkeeping		54022	5.48	65.00	356.20	3.92	65.00	254.80		
Audit Prep		54022	2.28	65.00	148.20	1.82	65.00	118.30	504.400	373.100
Project / WCA Reviews - Admin		53002	0.17	65.00	11.05	0.47	65.00	30.55		
Project Reviews - File Mgmt		53002		55.00	-		55.00	-		
Reimbursable Expenses		53002	23.68	1.00	23.68	123.20	1.00	123.20	34.730	153.750
Education - Admin	50-50	57008	1.50	65.00	48.75		60.00	48.75		
Education - Admin - Offsite	50-50	57008		70.00	-		70.00	-		
Education - NPDES	50-50	57008	0.83	65.00	26.98		65.00	26.98		
Education Grant	50-50	57007		65.00	-		65.00	-		
Website	50-50	57008	1.17	60.00	35.10		55.00	35.10		
Website	50-50	57008	1.16	65.00	37.70		60.00	37.70		
Renew website domain	50-50	57008		1.00	-		1.00	-		
Education Reimbursables	50-50	57008	61.43	1.00	61.43	61.43	1.00	61.43	209.955	209.955
Engineering Support - Admin		53004		65.00	-		60.00	-		
Engineering Support - Admin	70-30	53004	14.15	65.00	643.83		60.00	275.93		
Engineering Support - Offsite	70-30	53004	2.33	70.00	114.17		70.00	48.93		
Engineering Support Reimbursables		53004		1.00	-		1.00	-	757.995	324.855
									8,375.135	3,998.075

**West Mississippi Watershed Management Commission
Treasurer's Report**

	2020 Budget	February	March	%age YTD	2020 YTD
REVENUE					
Application Fees	18,000	2,200.00		12.22	2,200.00
Member Assessments	153,600	92,134.00		100.00	153,600.00
Blue Line Extension	1,000				-
Interest & Dividend Income	5,000	677.76		26.32	1,316.11
Miscellaneous Income					-
<i>Transfer to (from) CIPs (see CIP Tracker page)</i>					-
<i>To (From) Reserve</i>					-
TOTAL REVENUE	177,600	95,011.76	-		157,116.11
EXPENSES					
		2019 Activity			
ADMINISTRATION					
Administrative Services	31,000	3,531.85	2,936.42	20.87	6,468.27
Engineering Support	4,500	329.00	324.85	14.53	653.85
Project Reviews	1,500	160.17	153.75	20.93	313.92
Blue Line Extension	500				
ENGINEERING					
Administration	31,000	3,498.50	3,365.50	22.14	6,864.00
Grant Application Writing	1,000			0.00	-
Project Review	27,600	1,575.70	1,603.30	11.52	3,179.00
Blue Line Extension	500			0.00	-
LEGAL					
Legal Services	5,000	287.20	287.15	5.74	287.15
MISCELLANEOUS					
Bookkeeping	3,000	311.35	373.10	22.82	684.45
Audit	5,500			0.00	-
Insurance & Bonding	2,800			0.00	-
Meeting Expense 2019 (Dec ck lost-reissued)		135.00			
Meeting Expense	2,700	167.44		11.66	314.84
PROJECTS					
Volunteer Wetland Monitoring (WHEP)	2,000			0.00	-
Macroinvertebrate Monitoring (River Watch)	1,000			0.00	-
Outfall and Stream Monitoring	20,000	1,460.60	1,037.90	12.49	2,498.50
Annual Water Quality Report	8,000	674.79	1,077.33	21.90	1,752.12
Water Quality Education					
Education	15,000	1,660.14	3,099.96	31.73	4,760.10
Education Grants	500			0.00	-
WMWA General Programs	5,000		3,000.00	60.00	3,000.00
WMWA Special Projects	2,000		1,000.00	50.00	1,000.00
WMWA Educators/Watershed Prep	4,500		2,000.00	44.44	2,000.00
Rain Garden Workshops	2,000		625.00	31.25	625.00
Management Plan/Amendments	1,000			0.00	-
Flood modeling and mapping	0				-
<i>Transfer to (from)CIPs</i>					-
<i>To (from) Reserves</i>					-
TOTAL OPERATING EXPENSE	177,600	13,791.74	20,884.26		34,401.20
CASH SUMMARY					
4M Fund Balance at 12/31/19					543,439.02
Plus Revenue Received to Date					157,233.63
Minus Claims Approved to Date					(23,871.51)
Minus Claims Presented Current Month					(20,884.26)
Fund Balance		677,051.14			655,916.88

**West Mississippi Watershed Management Commission
Treasurer's Report**

Claims Presented	General Ledger Acct No	February	March		
					Total
Kennedy & Graven					287.15
Legal - General	52001		287.15		
Blue Thumb					875.00
2020 Partner Contribution	57008		250.00		
Champlin Workshop Pmt 1	57002		625.00		
Shingle Creek WMWA					6,000.00
SC - WMWA General	57009		3,000.00		
SC - WMWA Eds/WS PREP	57009		2,000.00		
SC - WMWA Special Projects	57009		1,000.00		
Wenck Associates					9,724.03
General Engineering	51001		3,365.50		
Project Reviews	51002		1,603.30		
Education Program	57008		2,640.00		
Water Monitoring Program	58011		1,037.90		
Annual Water Quality Report	58002		1,077.33		
Judie Anderson's Secretarial Service					3,998.08
Administration	53001		2,936.42		
Bookkeeping / Audit Prep	54002		373.10		
Project and WCA Review Support	53002		153.75		
Education Programs	57008		209.96		
Engineering Support	53004		324.85		
Total Claims					20,884.26
					
Judie A Anderson, Deputy Treasurer					

Kennedy & Graven, Chartered

200 South Sixth Street, Suite 470
Minneapolis, MN 55402

(612) 337-9300

41-1225694

February 21, 2020

Statement No. 153434

West Mississippi Watershed Management Commission

JASS - Watershed Administrators
3235 Fernbrook Lane
Plymouth, MN 55447


Through January 31, 2020

WE405-00001 General

287.15

Total Current Billing: 287.15

I declare, under penalty of law, that this
account, claim or demand is just and
correct and that no part of it has been paid.



Signature of Claimant

Kennedy & Graven, Chartered

200 South Sixth Street, Suite 470
Minneapolis, MN 55402

West Mississippi Watershed

January 31, 2020

WE405-00001 General

Through January 31, 2020

For All Legal Services As Follows:			Hours	Amount
1/9/2020	TJG	Prepare for, travel to, and attend meeting	1.40	281.40
Total Services:			\$	281.40

For All Disbursements As Follows:

1/9/2020	Troy Gilchrist; Mileage expense	5.75
Total Disbursements:		\$ 5.75

Total Services and Disbursements: \$ 287.15

Metro Blooms

PO Box 17099
Minneapolis, MN 55417
651-699-2426
www.metroblooms.org

Invoice

INVOICE # 1143
DATE 2/29/2020
DUE DATE 3/30/2020
TERMS Net 30

BILL TO

West Mississippi Watershed Mgmt Comm
Attn: Judie Anderson

PO NO:


DESCRIPTION	AMOUNT
Champlin Resilient Yards workshop fees	625.00
Blue Thumb partner dues	500.00
Blue Thumb partner dues credit for volunteer hours	-250.00
MN Sales Tax	0.00

Please remit by check or credit card to:

Metro Blooms
PO Box 17099
Minneapolis, MN 55417

Questions or payments? (651) 699-2426

Total	\$875.00
Payments/Credits	\$0.00
Total Due	\$875.00



3235 Fernbrook Lane Plymouth MN
55447

- Bassett Creek Watershed Management Commission
- Elm Creek Watershed Management Commission
- Shingle Creek Watershed Management Commission
- West Mississippi Watershed Management Commission

7-Feb-20

2020 WMWA General Expense, Watershed PREP and Special Projects

Date	Description	Rate	Hours/ No.	Amount	Budget Total	Partner Share
	General Expense excluding Resilient Yard Workshops				12,000.00	3,000.00
	Watershed PREP				16,000.00	2,000.00
	Special Projects				8,000.00	1,000.00
	Total due this invoice					6,000.00
Second half assessment will be invoiced if necessary.						
Please make your check payable to the Shingle Creek Watershed Management Commission and mail to the address above. Thank you.						

Invoice

March 6, 2020
Invoice No: 12001293



Ms. Judie Anderson
West Mississippi Watershed Management Commission
3235 Fernbrook Lane
Plymouth, MN 55447

Responsive partner.
Exceptional outcomes.

Project Manager Edward Matthiesen

Project B1241-0078 2020 General Engineering - West Mississippi

Professional Services Through February 29, 2020

Professional Personnel

	Hours	Rate	Amount	
Kemmitt, Katie	4.50	99.00	445.50	
Matthiesen, Edward	3.20	200.00	640.00	
Spector, Diane	11.40	200.00	2,280.00	
Totals	19.10		3,365.50	
Total Labor				3,365.50
		Total Invoice Amount		\$3,365.50

	Current	Prior	Total
Billing Summary	3,365.50	3,498.50	6,864.00

Invoice

March 6, 2020
Invoice No: 12001294



Ms. Judie Anderson
West Mississippi Watershed Management Commission
3235 Fernbrook Lane
Plymouth, MN 55447

Responsive partner.
Exceptional outcomes.

Project Manager Edward Matthiesen

Project B1241-0082 2020 Project Reviews
Professional Services Through February 29, 2020

Phase 01 General Project Reviews
General Project Reviews
Professional Personnel

	Hours	Rate	Amount	
Matthiesen, Edward	1.30	200.00	260.00	
Spector, Diane	1.30	200.00	260.00	
Totals	2.60		520.00	
Total Labor				520.00
			Phase Total	\$520.00

Phase 03 River Park Improvement
River Park Improvement
Professional Personnel

	Hours	Rate	Amount	
Kemmitt, Katie	5.30	99.00	524.70	
Matthiesen, Edward	.70	200.00	140.00	
Spector, Diane	.80	200.00	160.00	
Totals	6.80		824.70	
Total Labor				824.70
			Phase Total	\$824.70

Phase 04 CBPAMES Building Additions and Renova
CBPAMES Building Additions and Renovations
Professional Personnel

	Hours	Rate	Amount	
Kemmitt, Katie	1.20	99.00	118.80	
Totals	1.20		118.80	
Total Labor				118.80
			Phase Total	\$118.80

Phase 05 Kurita
Kurita
Professional Personnel

	Hours	Rate	Amount	
Kemmitt, Katie	.20	99.00	19.80	
Totals	.20		19.80	
Total Labor				19.80

INVOICES ARE DUE UPON PRESENTATION. Subject to 1-1/2% 18% Annum interest/finance charge. Please reference the invoice number when sending payment. Federal Tax ID #41-1520095 -Wenck Associates, Inc.-1800 Pioneer Creek Center PO Box 249- Maple Plain, MN 55359-0249 Toll Free:800-472-2232 Main:763-479-4200 E-mail:accounting@wenck.com Web www.wenck.com

Phase Total \$19.80

Phase 19010 Mississippi Crossing

Mississippi Crossing

Professional Personnel

	Hours	Rate	Amount	
Matthiesen, Edward	.60	200.00	120.00	
Totals	.60		120.00	
Total Labor				120.00

Phase Total \$120.00

Total Invoice Amount \$1,603.30

	Current	Prior	Total
Billing Summary	1,603.30	1,575.70	3,179.00

Invoice

March 6, 2020
Invoice No: 12001311



Ms. Judie Anderson
Shingle Creek Watershed Management Commission
3235 Fernbrook Lane
Plymouth, MN 55447

Responsive partner.
Exceptional outcomes.

Project Manager Diane Spector

Project B1240-0219 2020 Education and Outreach

Professional Services Through February 29, 2020

Phase 01 General Education

General Education

Professional Personnel

	Hours	Rate	Amount	
Spector, Diane	20.80	200.00	4,160.00	
Strom, Jeffrey	7.00	160.00	1,120.00	
Totals	27.80		5,280.00	
Total Labor				5,280.00
				Phase Total \$5,280.00

Phase 02 WMWA

WMWA

Professional Personnel

	Hours	Rate	Amount	
Spector, Diane	1.50	200.00	300.00	
Totals	1.50		300.00	
Total Labor				300.00
				Phase Total \$300.00

Total Invoice Amount \$5,580.00

Billing Summary	Current	Prior	Total
	5,580.00	2,221.40	7,801.40

SC Education - 2640.00
 WMWA - 300.00

 2,940.00

Wm Education - 2,640.00

Invoice

March 6, 2020
Invoice No: 12001316



Ms. Judie Anderson
West Mississippi Watershed Management Commission
3235 Fernbrook Lane
Plymouth, MN 55447

Responsive partner.
Exceptional outcomes.

Project Manager Diane Spector

Project B1241-0080 2020 Outfall and Stream Monitoring

Professional Services Through February 29, 2020

Professional Personnel

	Hours	Rate	Amount	
Kemmitt, Katie	6.10	99.00	603.90	
Spector, Diane	1.80	200.00	360.00	
Strom, Jeffrey	.50	148.00	74.00	
Totals	8.40		1,037.90	
Total Labor				1,037.90
		Total Invoice Amount		\$1,037.90

	Current	Prior	Total
Billing Summary	1,037.90	1,460.60	2,498.50

Invoice

March 6, 2020
Invoice No: 12001310



Ms. Judie Anderson
Shingle Creek Watershed Management Commission
3235 Fernbrook Lane
Plymouth, MN 55447

Responsive partner.
Exceptional outcomes.

Project Manager Diane Spector

Project B1240-0217 2020 Annual WQ Report


Professional Services Through February 29, 2020

Professional Personnel

	Hours	Rate	Amount	
Kemmitt, Katie	19.60	99.00	1,940.40	
Omodt, Nicholas	1.30	99.00	128.70	
Spector, Diane	6.50	200.00	1,300.00	
Strom, Jeffrey	1.50	148.00	222.00	
Totals	28.90		3,591.10	
Total Labor				3,591.10
				Total Invoice Amount \$3,591.10

	Current	Prior	Total
Billing Summary	3,591.10	2,249.30	5,840.40

SC - 2,513.77
WM - 1,077.33



3235 Fernbrook Lane
Plymouth MN 55447

Shingle Creek / West Mississippi Watershed Management Commissions
3235 Fernbrook Lane
Plymouth, MN 55447

March 9, 2020

	Share	G/L	Shingle Creek			West Mississippi			Total Project Area	
									SC	WM
Administrative		53001	2.92	60.00	175.20	0.75	60.00	45.00		
Administrative	70-30	53001	6.66	60.00	279.72		60.00	119.88		
Administrative		53001	14.96	65.00	972.40	11.80	65.00	767.00		
Administrative	70-30	53001	38.69	65.00	1,760.40		65.00	754.46		
Admin - Offsite		53001	0.67	70.00	46.90	0.67	70.00	46.90		
Admin - Offsite	70-30	53001	5.40	70.00	264.60		70.00	113.40		
Office Support	70-30	53001	12.00	200.00	1,680.00		200.00	720.00		
Data Processing/File Mgmt		53001		55.00	-		55.00	-		
Data Processing/File Mgmt		53001	0.83	60.00	49.80	0.25	60.00	15.00		
Data Processing/File Mgmt	70-30	53001	0.34	60.00	14.28		60.00	6.12		
Archiving		53001		60.00	-		55.00	-		
Admin Reimbursables		53001	1,624.76	1.00	1,624.76	348.66	1.00	348.66	6,868.055	2,936.415
Bookkeeping	80-20	54022		55.00	-		55.00	-		
Bookkeeping	80-20	54022		60.00	-		60.00	-		
Bookkeeping		54022		60.00	-		60.00	-		
Bookkeeping		54022	5.48	65.00	356.20	3.92	65.00	254.80		
Audit Prep		54022	2.28	65.00	148.20	1.82	65.00	118.30	504.400	373.100
Project / WCA Reviews - Admin		53002	0.17	65.00	11.05	0.47	65.00	30.55		
Project Reviews - File Mgmt		53002		55.00	-		55.00	-		
Reimbursable Expenses		53002	23.68	1.00	23.68	123.20	1.00	123.20	34.730	153.750
Education - Admin	50-50	57008	1.50	65.00	48.75		60.00	48.75		
Education - Admin - Offsite	50-50	57008		70.00	-		70.00	-		
Education - NPDES	50-50	57008	0.83	65.00	26.98		65.00	26.98		
Education Grant	50-50	57007		65.00	-		65.00	-		
Website	50-50	57008	1.17	60.00	35.10		55.00	35.10		
Website	50-50	57008	1.16	65.00	37.70		60.00	37.70		
Renew website domain	50-50	57008		1.00	-		1.00	-		
Education Reimbursables	50-50	57008	61.43	1.00	61.43	61.43	1.00	61.43	209.955	209.955
Engineering Support - Admin		53004		65.00	-		60.00	-		
Engineering Support - Admin	70-30	53004	14.15	65.00	643.83		60.00	275.93		
Engineering Support - Offsite	70-30	53004	2.33	70.00	114.17		70.00	48.93		
Engineering Support Reimbursables		53004		1.00	-		1.00	-	757.995	324.855
									8,375.135	3,998.075

Technical Memo



Responsive partner.
Exceptional outcomes.

To: Shingle Creek/West Mississippi WMC Commissioners
From: Diane Spector
Date: March 11, 2020
Subject: Education and Outreach Update

WMWA. WMWA met on Tuesday, March 10, 2020. The next meeting will be Tuesday, April 14, 2020 at Plymouth City Hall.

Watershed PREP and Education and Outreach Events. Educators are in the midst of school visits for spring semester. Amy at JASS (amy@jass.org) has the up to date schedule in the event anyone wishes to sit in on a classroom session. A reminder that the educators are available to table at city and school events, contact Amy. The educators, working with local cable provider CCX Media, filmed one of their classroom presentations and are preparing a short promotional video for Watershed PREP. The video is still being edited but should be available soon.

A sign maker willing and able to fabricate a lightweight tabletop native plants roots display has at last been located and is in the process of developing a prototype. At least four entities including WMWA are interested in purchasing one for an estimated cost of \$2,200. The Blue Thumb roots display is one of the most popular items at events, but the current models are all very heavy and difficult to transport. We should have one within a few months.

Upcoming events include:

- Plymouth is hosting another Winter Parking Lot and Sidewalk Maintenance workshop for Level I certification on March 27. More info here: <https://www.eventbrite.com/e/mpca-smart-salting-for-parking-lots-and-sidewalks-registration-97746902617?aff=erelexpmt>.
- WMWA will table at the Discover Plymouth event on April 18 from 9 am – 2pm. Any Commissioners interested in volunteering to table for a few hours at this event contact Amy at JASS.
- The Victory Neighborhood (Minneapolis) is hosting a Lawns to Legumes workshop on March 21 from 10 am to 11:30 am at Webber Park. For more info contact Diane at dspector@wenck.com.
- Brooklyn Center will host a Shingle Creek Cleanup event on April 25.

Website/Social Media. Catherine Cesnik, the WMWA Coordinator, is refreshing the WMWA website and updating content. Any input is appreciated. westmetrowateralliance.org/. In addition, she has now taken over social media posting duties.

Other. Catherine will be reaching out to each city each over the next few months, starting with the TAC representative, to better understand how WMWA can be a resource and to help fill education and

outreach gaps. The WMWA steering committee particularly discussed options to collaborate on the new or enhanced education and outreach requirements in the draft MN NPDES General Permit.

Commission Website/Social Media. The website Google Analytics for January 2020 are attached, as are the Facebook insights for the last 30 days for both Shingle Creek and WMWA. As a reminder, Facebook Impressions is the number of times a post was viewed in a feed, Engagement is an action- a click, comment, share, or reaction. The best-performing was a post on 2/21/20 post regarding alternate methods of snow and ice control.

Shingle Creek FB Metrics

February 2020: 149 total Likes (2 new), 320 Impression, 47 Engagements.

Published	Post	Type	Targeting	Reach	Engagement
03/09/2020 3:19 PM	 Shingle Creek Watershed Management Organization			39 	2 5 
03/05/2020 2:00 PM	 Our Groundwater Connection - Washington County, MN			35 	4 0 
03/05/2020 10:53 AM	 Shingle Creek Watershed Management Organization			36 	4 2 
02/26/2020 10:46 AM	 Shingle Creek Watershed Management Organization			38 	9 2 
02/21/2020 1:33 PM	 Shingle Creek Watershed Management Organization			44 	4 2 
02/21/2020 1:32 PM	 Shingle Creek Watershed Management Organization			59 	17 9 
02/13/2020 9:27 PM	 Bears Kept Stealing Honey From A Man's Bee Farm, So He Turned			71 	4 3 
02/10/2020 11:18 AM	 Shingle Creek Watershed Management Organization			52 	6 2 
02/10/2020 11:18 AM	 Job Bulletin			4 	1 0 
02/05/2020 11:48 AM	 Shingle Creek Watershed Management Organization			32 	2 3 



Mississippi Watershed Management Organization
 February 19 at 1:46 PM · 🌐 👍 Like Page

Got an icy sidewalk? Worried about slips and falls? Why not try putting down some chicken grit? This crushed stone product (also sold as "traction grit") is an ...
[See More](#)

59 People Reached

9 Likes, Comments & Shares ⓘ

6 Likes	6 On Post	0 On Shares
0 Comments	0 On Post	0 On Shares
3 Shares	3 On Post	0 On Shares

17 Post Clicks

2 Photo Views	0 Link Clicks ⓘ	15 Other Clicks ⓘ
----------------------	------------------------	--------------------------

NEGATIVE FEEDBACK

0 Hide Post	0 Hide All Posts
0 Report as Spam	0 Unlike Page

Reported stats may be delayed from what appears on posts

WMWA FB Metrics

January 2020: 151 total Likes, 293 Impressions, 113 Engagements

West Metro Water Alliance
 Published by Amy Juntunen [?] · February 26 at 10:40 AM · 🌐

Map your plantings! Our partner, Blue Thumb, has a new tool to map native, raingarden, and other pollinator habitat plantings! Part of the #Lawnstolegumes program. This lets us see where we still need habitat and where existing habitat connections can be found.

The first round of individual funding for Lawns to Legumes plantings ends this Friday 2/28/20 with grants awarded in March for spring plantings. Another round will open March 1 for fall plantings. Apply for a cost-share grant for planting by following this link and choosing Apply for Assistance!
<https://bluethumb.org/map-your-completed-project/>

BLUETHUMB.ORG

Map Your Completed Project – Blue Thumb
 Whether or not your pollinator habitat was funded through Lawns to...

Performance for Your Post

175 People Reached

9 Likes, Comments & Shares ⓘ

5 Likes	3 On Post	2 On Shares
0 Comments	0 On Post	0 On Shares
4 Shares	4 On Post	0 On Shares

13 Post Clicks

0 Photo Views	6 Link Clicks ⓘ	7 Other Clicks ⓘ
----------------------	------------------------	-------------------------

NEGATIVE FEEDBACK

0 Hide Post	0 Hide All Posts
0 Report as Spam	0 Unlike Page

Reported stats may be delayed from what appears on posts