


Shingle Creek Watershed Management Commission Treasurer's Report

		2020 Budget	May	June	%age YTD	2020 YTD
REVENUE	%age					
Application Fees		23,000	1,100.00		17.83	4,100.00
Member Assessments		363,590			100.00	363,590.00
Blue Line Extension		1,000			-	-
Interest and Dividends		15,000	175.61		21.53	3,229.42
Education Reimbursement		33,000			54.55	18,000.00
Rain Garden Workshops		8,000			-	-
<i>Transfer to (from) Grants (see following pages)</i>			2,037.50	-		108,853.50
<i>Transfer to (from) CIPs</i>						-
<i>Transfer to (from) Closed Projects Account</i>						-
TOTAL REVENUE		443,590	3,313.11	-		497,772.92
EXPENSES						
ADMINISTRATION						
Administrative Services		71,000	5,622.50	4,502.55	42.61	30,253.25
Engineering Support		17,000	1,167.55	783.44	24.68	4,195.60
Project Reviews		1,500		194.73	18.12	271.84
Blue Line Extension		500				-
ENGINEERING						
Administration		62,000	8,136.20	8,978.50	59.94	37,163.10
Grant Application Writing		11,500	49.50	200.00	6.49	746.90
Project Reviews/WCA		45,000	2,152.10	4,719.60	27.42	12,338.30
Blue Line Extension		500				-
TMDL 5 Year Reviews		12,000	1,277.80		72.25	8,670.20
LEGAL - Legal Services		6,000	341.70	703.50	29.00	1,740.10
MISCELLANEOUS						
Bookkeeping		7,000	260.00	1,430.65	46.72	3,270.15
Audit		6,500			-	-
Insurance & Bonding		3,100		3,232.00	104.26	3,232.00
Meeting Expense		5,000			23.14	1,157.01
PROGRAMS						
Stream Monitoring		35,000	3,647.11	2,803.25	32.84	11,495.02
Stream Monitoring (USGS)		4,500			-	-
Lake Monitoring		24,000	998.00	2,012.45	27.46	6,589.25
Citizen Assisted Lake Monitoring (CAMP)		3,800	208.80	43.50	27.27	1,036.40
Volunteer Wetland Monitoring (WHEP)		2,000			-	-
Volunteer Stream Monitoring (River Watch)		1,000			-	-
Annual Monitoring Report		16,000	3,822.56		100.37	16,058.49
Water Quality Education						
Education Program		15,000	1,135.80	1,500.65	54.37	8,155.48
Education Grants		500			-	-
WMWA General Programs		20,000	1,106.30	872.94	22.26	4,452.75
WMWA Special Projects		6,500			-	-
WMWA Ed/Watershed Prep		18,000	2,701.17	139.25	23.12	4,162.10
Rain Garden Workshops		8,000			-	-
Management Plan/Amendments		1,000	194.18		19.42	194.18
Subwatershed BMP Assessment		20,000				-
Flood Modeling and Mapping		0	4,345.50	4,824.60		12,264.20
<i>Transfer to (from) Grants (see following pages)</i>			13,119.32	15,012.70		36,031.26
<i>Transfer to (from) CIPs</i>			1,941.18	4,335.48		7,516.79
<i>Transfer to (from) Partnership BMP Retrofits Fund</i>				43,510.00		43,510.00
<i>Transfer to (from) Closed Projects Account</i>			995.00			10,474.68
<i>To/From Reserves</i>		19,690				
TOTAL OPERATING EXPENSE		443,590	53,222.27	99,799.79		264,979.05
CASH SUMMARY						
4M Fund Balance at 12/31/19						463,980.58
Plus Revenue Received 2020 to date						682,610.73
Minus Claims Approved to Date						(196,169.46)
Minus Claims Presented Current Month						(99,799.79)
Fund Balance			950,421.85			850,622.06

Shingle Creek Watershed Management Commission Treasurer's Report

Claims Presented	General Ledger Acct No	May	June		Total
Kennedy & Graven					703.50
Legal - General	52001		703.50		
League of MN Cities Ins Trust	54004		3,232.00		3,232.00
Limnopro Aquatic Science, Inc.					5,787.18
Bass/Pomerleau Alum Treatment	70727		4,448.23		
Twin Lake Alum Trmt - TL Mgt Follow-up	70809		1,338.95		
Twin Lake North Association, Inc.	70822		43,510.00		43,510.00
Mary Amsden - WMWA Ed Services	57011				-
Mary Amsden - WMWA Ed Reimbursement	57012				
Sharon Meister - WMWA Ed Services	57011		120.00		120.00
Sharon Meister - WMWA Ed Reimbursement	57012				
Wenck Associates					39,172.90
General Engineering	51001		8,978.50		
Grant Writing	51005		200.00		
Project Reviews	51002		4,719.60		
Flood Modeling and Mapping	51015		4,824.60		
Plan Amendment	51007				
CAMP	56002		43.50		
Stream Monitoring	56004		2,803.25		
Lake Monitoring	56010		2,012.45		
TMDL 5-Year Reviews	56011				
Education	57008		1,370.00		
Education - WMWA	57009		660.00		
Annual Water Quality Report	58002				
Bass/Pomerleau Alum Trmt Grant	70727		4,779.15		
SRP Reduction Grant	70729		3,791.99		
Crystal Lake Management Plan Grant	70732		1,993.33		
Twin Lake Carp Management Follow-up	70809		2,996.53		
BioChar Filters Ongoing Management	70812				
Bass Creek Stream Restoration Feasibility Study	**				
Judie Anderson's Secretarial Service					232.19
WMWA General Expense	57009		212.94		
WMWA Educators/WS Prep	57011		19.25		
Judie Anderson's Secretarial Service					7,042.02
Administration	53001		4,502.55		
Project and WCA Review Support	53002		194.73		
Bookkeeping / Audit Prep	54002		1,430.65		
Education Programs	57008		130.65		
Engineering Support	53004		783.44		
Total Claims					99,799.79
					
Judie A Anderson, Deputy Treasurer					

Shingle Creek Watershed Management Commission Treasurer's Report

	Total Grant	May	June	%age YTD	YTD
GRANTS					
Bass/Pomerleau Lakes Internal Load Reduction (BWSR C18)	267,040				
Revenue					106,816.00
Expense		8,515.61	9,227.38		21,074.29
Balance		(8,515.61)	(9,227.38)		85,741.71
BWSR Watershed Based Funding	103,571				
Revenue					-
Expense					-
Balance		-	-		-
SRP Reduction Project	72,170				
Revenue					-
Expense		2,637.08	3,791.99		8,733.13
Balance		(2,637.08)	(3,791.99)		(8,733.13)
Becker Park Grant Met Council SG-10335	150,000				
Revenue					-
Expense					-
Balance		-	-		-
Crystal Lake Management Plan (MPCA)					
Revenue		2,037.50			2,037.50
Expense		1,966.63	1,993.33		6,223.84
Balance		70.87	(1,993.33)		(4,186.34)
MN DNR Floodplain Modeling & Mapping	50,000				
Revenue					-
Expense					-
Balance		-	-		-
TOTAL GRANTS					
Revenue		2,037.50	-		108,853.50
Expense		13,119.32	15,012.70		36,031.26
Balance		(11,081.82)	(15,012.70)		72,822.24

From: Ed A. Matthiesen <ematthiesen@wenck.com>
Sent: Monday, May 11, 2020 12:21 PM
To: Judie Anderson <Judie@jass.biz>
Cc: Diane F. Spector <dspector@wenck.com>
Subject: FW: Twin Lake North Digital Copies of Plan Set

I inspected this site last Friday May 8, 2020 and the project has been constructed according to the plans submitted for the grant application. The funding reimbursement request is \$43,510 and the total project cost was \$171,862. I recommended paying the applicant \$43,510 for the grant reimbursement.

Sincerely,
Ed Matthiesen, P.E. Shingle Creek Watershed Commission Engineer

www.shinglecreek.org

**Shingle Creek Watershed Management Commissions
Partnership Cost-Share Program Application**

City:	CRYSTAL
Contact Name:	Stephen Mastey, Landscape Architect
Contact Phone:	651.646.1020 Office / 651.246.1151 Mobile
Contact Email:	Stephen@landarcinc.com
Project Name:	Twin Lake North Parking Lot Relocation out of Floodplain Project
Total Project Cost:	Total Installation Costs (not including design process & permits) = \$171,862
Amount Requested:	\$23,102 (Stormwater Systems) + \$20,408 (Plantings/Restoration) = \$43,510
Project Location:	4710 58 th Avenue North, Crystal, MN
Owner:	Twin Lake North Condominium Association
Address:	4710 58 th Avenue North
City, State, Zip:	Crystal, MN 55429
Phone:	Ann Gaasch – HOA Board Member / Mobile 612.802.2746
Email:	agaasch@familywiseservices.org

1. Describe the BMP(s) proposed in your project. Describe the current condition and how the BMP(s) will reduce pollutant loading and/or runoff volume. Note the estimated annual load and volume reduction by parameter, if known, and how they were calculated. Attach figures showing project location and BMP details including drainage area to the BMP(s).

Parking Lot Relocation Project to move an existing parking lot that is mostly within the 100 year floodplain out of the floodplain and restore the remaining area with a diverse native plant community. The project is also reducing the amount of impervious on-site by .39 acres and treating the proposed impervious to the level of a 100 year 7.44 inch rainfall event per attached project drawings and hydrocad model.

2. If this request is for cost share in "upsizing" a BMP, explain how the upsize cost and benefit were computed.

We are requesting for funds to help with the creation of the Stormwater Treatment Systems (Raingarden and innovative TDA infiltration System) including Raingarden Plantings and Native Buffer to Restore area that once was a parking lot to a high quality water filtration system and pollinator habitat along the Existing Creek.

3. Show total project cost and the amount of cost share requested.

See also Land Logic Installation Proposal Attached

Total Installation Costs (not including design process & permits) = \$171,862
\$23,102 (Stormwater Systems) + \$20,408 (Plantings/Restoration) = \$43,510

www.shinglecreek.org

4. *What is the project schedule, when will work on the BMP(s) commence and when will work be complete?*

Work is scheduled to begin Fall of 2019 as soon as approvals are completed and completing the project as weather allows either Fall of 2019 or Early in the 2020 Construction Season.

The member City must verify that a public easement (or equivalent) is dedicated and that an Operations and Maintenance Agreement has been executed and recorded prior to release of any funds.

Limnopro Aquatic Science, Inc.
 PO Box 721
 St. Cloud, MN 56302
 320-342-2210
 dan@limnopro.com

Invoice



BILL TO
Shingle Creek Watershed Management Commission

INVOICE #	DATE	TOTAL DUE	DUE DATE	TERMS	ENCLOSED
1089	06/04/2020	\$1,338.95	07/04/2020	Net 30	

PLEASE DETACH TOP PORTION AND RETURN WITH YOUR PAYMENT.

ITEM	QTY	RATE	AMOUNT
Herbicide Treatment - Offshore Upper Twin Lake (27-0042-01) IAPM 2018-0294 with max rate of diquat on May 28, 2020.	9.15	146.3333	1,338.95

Limnopro reserves the right to charge interest on any unpaid balance that remains unpaid for more than 30 days at the rate of 1.5% per month (18% per year).

BALANCE DUE

\$1,338.95

Limnopro Aquatic Science, Inc.

PO Box 721

St. Cloud, MN 56302

320-342-2210

dan@limnopro.com

Invoice



BILL TO
Shingle Creek Watershed Management Commission

INVOICE #	DATE	TOTAL DUE	DUE DATE	TERMS	ENCLOSED
1088	06/04/2020	\$4,448.23	07/04/2020	Net 30	

PLEASE DETACH TOP PORTION AND RETURN WITH YOUR PAYMENT.

ITEM	QTY	RATE	AMOUNT
Herbicide Treatment - Offshore Bass Lake (27-098-00) IAPM 2017-1784 with max rate of diquat on May 28, 2020.	21.30	208.83709	4,448.23

Limnopro reserves the right to charge interest on any unpaid balance that remains unpaid for more than 30 days at the rate of 1.5% per month (18% per year).

BALANCE DUE

\$4,448.23

Kennedy & Graven, Chartered

200 South Sixth Street, Suite 470
Minneapolis, MN 55402

Shingle Creek Watershed
Judie Anderson

April 30, 2020

SH220-00001 General

Through April 30, 2020

For All Legal Services As Follows:

			Hours	Amount
4/9/2020	TJG	Prepare for and participate in meeting	1.30	261.30
4/16/2020	TJG	Draft email to county attorney's office regarding maintenance levy; review statutes regarding same; email draft of same to Diane for review	0.50	100.50
4/23/2020	TJG	Work to prepare Brooks Landing grant agreement; email agreement to staff for review	1.40	281.40
4/28/2020	TJG	Draft and send memo for TAC packet on maintenance levy	0.30	60.30
Total Services:			\$	703.50
Total Services and Disbursements:			\$	703.50

Kennedy & Graven, Chartered

200 South Sixth Street, Suite 470
Minneapolis, MN 55402

(612) 337-9300

41-1225694

May 26, 2020

Statement No. 154993

Shingle Creek Watershed Management Commission

Judie Anderson

JASS - Watershed Administrators
3235 Fernbrook Lane
Plymouth, MN 55447


Through April 30, 2020

SH220-00001 General

703.50

Total Current Billing: 703.50

I declare, under penalty of law, that this account, claim or demand is just and correct and that no part of it has been paid.


Signature of Claimant



Invoice

Member Name and Address
Shingle Creek Watershed
Management Commission
C/O Judie Anderson
3235 Fernbrook Lane
Plymouth, MN 55447-5325

Invoice Date
05/26/2020

Agent
Arthur J Gallagher Risk Management Services Inc
3600 American Blvd W Ste 500
Bloomington, MN 55431-4502
(952)358-7500

Account Number: 40000001
Account Type: Property/Casualty Coverage Premium
Current Balance: \$ 3,232.00
Minimum Due: \$ 3,232.00
Due Date: 06/21/2020

Summary of activity since last Billing Invoice	Date	Activity	Account Balance	Minimum Due
		Previous Invoice Balance	2,618.00	
		Payments Received	-2,618.00	
		Total of Transactions and Fees shown on reverse or attached	3,232.00	
See reverse side and attachments for additional information		Current Balance	\$ 3,232.00	\$ 3,232.00

Detach and return this Payment Coupon with your payment	Account Number	Invoice Date	Due Date	Current Balance	Minimum Due
	40000001	05/26/2020	06/21/2020	\$ 3,232.00	3,232.00
				Amount Enclosed	
				\$ _____	

Member Name Shingle Creek Watershed Management Commission

BILLING INVOICE - Return stub with payment - make checks payable to:

Mail payment
7 days before
Due Date to
ensure timely
receipt

League of MN Cities Insurance Trust P&C
c/o Berkley Risk Administrators Company
222 South Ninth Street, Suite 2700
P.O. Box 581517
Minneapolis, MN 55458-1517

Invoice



June 8, 2020
Invoice No: 12003674

Ms. Judie Anderson
Shingle Creek Watershed Management Commission
3235 Fernbrook Lane
Plymouth, MN 55447

Responsive partner.
Exceptional outcomes.

Project Manager Edward Matthiesen

Project B001240-20-220 2020 General Engineering - Shingle Creek

Professional Services Through May 31, 2020

Phase 01 2020 General Engineering
2020 General Engineering

Professional Personnel

	Hours	Rate	Amount	
Matthiesen, Edward	18.40	200.00	3,680.00	
Megow, Erik	2.50	148.00	370.00	
Spector, Diane	19.50	200.00	3,900.00	
Weigel, Eileen	.80	160.00	128.00	
Wilkinson, Anne	6.50	135.00	877.50	
Totals	47.70		8,955.50	
Total Labor				8,955.50

Reimbursable Expenses

Mileage - Reimbursable			23.00	
Total Reimbursables			23.00	23.00

Phase Total \$8,978.50

Total Invoice Amount \$8,978.50

	Current	Prior	Total
Billing Summary	8,978.50	28,184.60	37,163.10

Invoice

June 8, 2020
Invoice No: 12003675

Ms. Judie Anderson
Shingle Creek Watershed Management Commission
3235 Fernbrook Lane
Plymouth, MN 55447



Responsive partner.
Exceptional outcomes.

Project Manager Diane Spector

Project B001240-20-221 2020 Grant Writing - Shingle Creek

Professional Services Through May 31, 2020

Professional Personnel

	Hours	Rate	Amount	
Spector, Diane	1.00	200.00	200.00	
Totals	1.00		200.00	
Total Labor				200.00
		Total Invoice Amount		\$200.00

	Current	Prior	Total
Billing Summary	200.00	546.90	746.90

Invoice



June 8, 2020
Invoice No: 12003676

Ms. Judie Anderson
Shingle Creek Watershed Management Commission
3235 Fernbrook Lane
Plymouth, MN 55447

Responsive partner.
Exceptional outcomes.

Project Manager Edward Matthiesen

Project B001240-20-224 2020 Project Reviews - Shingle Creek

Professional Services Through May 31, 2020

Phase 01 General Project Reviews
General Project Reviews

Professional Personnel

	Hours	Rate	Amount
Kemmitt, Katie	.60	99.00	59.40
Matthiesen, Edward	2.80	200.00	560.00
Spector, Diane	6.50	200.00	1,300.00
Totals	9.90		1,919.40

Total Labor

1,919.40

Phase Total

\$1,919.40

Phase 02 WCA
WCA

Professional Personnel

	Hours	Rate	Amount
Dietrich, Meaghan	8.50	123.00	1,045.50
Totals	8.50		1,045.50

Total Labor

1,045.50

Phase Total

\$1,045.50

Phase 04 CSAH 81 Bridges
CSAH 81 Bridges

Professional Personnel

	Hours	Rate	Amount
Kemmitt, Katie	6.30	99.00	623.70
Matthiesen, Edward	.60	200.00	120.00
Totals	6.90		743.70

Total Labor

743.70

Phase Total

\$743.70

Phase 05 Webber 44
Webber 44

Professional Personnel

	Hours	Rate	Amount
Kemmitt, Katie	6.00	99.00	594.00

Project	B001240-20-224	2020 Project Reviews - Shingle Creek		Invoice	12003676
	Matthiesen, Edward	.60	200.00	120.00	
	Totals	6.60		714.00	
	Total Labor				714.00
				Phase Total	\$714.00

Phase	07	Candlewood/Hampshire Culverts			
Candlewood/Hampshire Culverts					
Professional Personnel					
		Hours	Rate	Amount	
	Kemmitt, Katie	3.00	99.00	297.00	
	Totals	3.00		297.00	
	Total Labor			297.00	
				Phase Total	\$297.00
				Total Invoice Amount	\$4,719.60

	Current	Prior	Total
Billing Summary	4,719.60	7,618.70	12,338.30

Invoice

June 8, 2020
Invoice No: 12003677



Ms. Judie Anderson
Shingle Creek Watershed Management Commission
3235 Fernbrook Lane
Plymouth, MN 55447

Responsive partner.
Exceptional outcomes.

Project Manager Eileen Weigel

Project B001240-18-201 Shingle Creek HUC 8 Model Update

Professional Services Through May 31, 2020

Phase 03 Hydrologic Analysis

Hydrologic Analysis

Professional Personnel

	Hours	Rate	Amount
Megow, Erik	25.00	145.00	3,625.00
Shuck, Jordan	.50	158.00	79.00
Stone, Alicia	1.10	86.00	94.60
Weis, Rena	9.50	108.00	1,026.00
Totals	36.10		4,824.60
Total Labor			4,824.60
		Phase Total	\$4,824.60
		Total Invoice Amount	\$4,824.60

	Current	Prior	Total
Billing Summary	4,824.60	43,378.70	48,203.30

Invoice



June 8, 2020
Invoice No: 12003672

Ms. Judie Anderson
Shingle Creek Watershed Management Commission
3235 Fernbrook Lane
Plymouth, MN 55447

Responsive partner.
Exceptional outcomes.

Project Manager Diane Spector

Project B001240-20-218 2020 CAMP

Professional Services Through May 31, 2020

Professional Personnel

	Hours	Rate	Amount	
Stone, Alicia	.50	87.00	43.50	
Totals	.50		43.50	
Total Labor				43.50
		Total Invoice Amount		\$43.50

Billing Summary	Current	Prior	Total
	43.50	992.90	1,036.40

Invoice

Responsive partner.
Exceptional outcomes.

June 8, 2020
Invoice No: 12003668

Ms. Judie Anderson
Shingle Creek Watershed Management Commission
3235 Fernbrook Lane
Plymouth, MN 55447

Project Manager Diane Spector

Project B001240-20-225 2020 Stream Monitoring

Professional Services Through May 31, 2020

Professional Personnel

	Hours	Rate	Amount	
Kemmitt, Katie	5.00	99.00	495.00	
Stone, Alicia	19.00	87.00	1,653.00	
Totals	24.00		2,148.00	
Total Labor				2,148.00

Outside Services

RMB Environmental Laboratories, Inc.			469.00	
Outside Services Total			469.00	469.00

Reimbursable Expenses

Mileage - Reimbursable			10.35	
Total Reimbursables			10.35	10.35

Unit Billing

2013 F350 4X4 Crewcab Plate				
00-WAI Vehicle Golden Valley				
01-Data Sonde - Hydrolab				
01-Data Sonde - YSI EXO				175.90

Total Invoice Amount \$2,803.25

	Current	Prior	Total
Billing Summary	2,803.25	8,691.77	11,495.02

Invoice



June 8, 2020
Invoice No: 12003667

Ms. Judie Anderson
Shingle Creek Watershed Management Commission
3235 Fernbrook Lane
Plymouth, MN 55447

Responsive partner.
Exceptional outcomes.

Project Manager Diane Spector

Project B001240-20-222 2020 Lake Monitoring

Professional Services Through May 31, 2020

Professional Personnel

	Hours	Rate	Amount	
Kemmitt, Katie	8.30	99.00	821.70	
Stone, Alicia	6.00	87.00	522.00	
Totals	14.30		1,343.70	
Total Labor				1,343.70

Outside Services

RMB Environmental Laboratories, Inc.			347.00	
Outside Services Total			347.00	347.00

Reimbursable Expenses

Tools & Equipment			47.60	
Total Reimbursables			47.60	47.60

Unit Billing

00-WAI Vehicle Golden Valley				
01-Crestliner Boat				
01-Data Sonde - Hydrolab				274.15

Total Invoice Amount \$2,012.45

	Current	Prior	Total
Billing Summary	2,012.45	4,576.80	6,589.25

Invoice

June 8, 2020
 Invoice No: 12003673

Ms. Judie Anderson
 Shingle Creek Watershed Management Commission
 3235 Fernbrook Lane
 Plymouth, MN 55447



Responsive partner.
 Exceptional outcomes.

Project Manager Diane Spector

Project B001240-20-219 2020 Education and Outreach

Professional Services Through May 31, 2020

Phase 01 General Education

General Education

Professional Personnel

	Hours	Rate	Amount	
Spector, Diane	13.70	200.00	2,740.00	
Totals	13.70		2,740.00	
Total Labor				2,740.00
				Phase Total \$2,740.00

Phase 02 WMWA

WMWA

Professional Personnel

	Hours	Rate	Amount	
Spector, Diane	3.30	200.00	660.00	
Totals	3.30		660.00	
Total Labor				660.00
				Phase Total \$660.00

Total Invoice Amount \$3,400.00

Billing Summary	Current	Prior	Total
	3,400.00	11,909.40	15,309.40

SC Education - \$ 1,370.00
 WMWA - 660.00

 \$ 2,030.00

WM Education \$ 1,370.00

Invoice

June 8, 2020

Invoice No: 12003670



Ms. Judie Anderson
 Shingle Creek Watershed Management Commission
 3235 Fernbrook Lane
 Plymouth, MN 55447

Responsive partner.
 Exceptional outcomes.

Project Manager Diane Spector

Project B001240-18-200 Bass and Pomerleau Lakes Alum Treatment

Professional Services Through May 31, 2020

Phase 01 Technical Services

Technical Services

Professional Personnel

	Hours	Rate	Amount	
Kemmitt, Katie	1.50	97.00	145.50	
Totals	1.50		145.50	
Total Labor				145.50
		Phase Total		\$145.50

Phase 02 Lake WQ Monitoring

Lake WQ Monitoring

Professional Personnel

	Hours	Rate	Amount	
Bischoff, Joseph	.50	198.00	99.00	
Harley, Mehdi	1.00	63.00	63.00	
Kemmitt, Katie	11.80	97.00	1,144.60	
Stone, Alicia	9.30	86.00	799.80	
Totals	22.60		2,106.40	
Total Labor				2,106.40

Outside Services

RMB Environmental Laboratories, Inc.			347.00	
Outside Services Total			347.00	347.00

Unit Billing

00-WAI Vehicle Golden Valley
 01-Canoe/Kayak
 01-Crestliner Boat
 01-Data Sonde - Hydrolab

248.00

Phase Total \$2,701.40

Phase 03 Follow-up Coring

Follow-up Coring

Professional Personnel

	Hours	Rate	Amount	
Strom, Jeffrey	1.50	158.00	237.00	
Totals	1.50		237.00	
Total Labor				237.00

INVOICES ARE DUE UPON PRESENTATION. Subject to 1-1/2% 18% Annum interest/finance charge. Please reference the invoice number when sending payment. Federal Tax ID #41-1520095 -Wenck Associates, Inc.-1800 Pioneer Creek Center PO Box 249- Maple Plain, MN 55359-0249 Toll Free:800-472-2232 Main:763-479-4200 E-mail:accounting@wenck.com Web www.wenck.com

Phase Total \$237.00

Phase 04 SAV Surveys and Permitting
SAV Surveys and Permitting

Professional Personnel

	Hours	Rate	Amount	
Bischoff, Joseph	1.00	198.00	198.00	
Hyams, Aaron	.50	63.00	31.50	
Omodt, Nicholas	5.70	97.00	552.90	
Spector, Diane	4.50	198.00	891.00	
Totals	11.70		1,673.40	
Total Labor				1,673.40

Unit Billing

00-WAI Vehicle Golden Valley **21.85**

Phase Total \$1,695.25

Total Invoice Amount \$4,779.15

	Current	Prior	Total
Billing Summary	4,779.15	56,263.77	61,042.92

Invoice

June 8, 2020

Invoice No: 12003678



Ms. Judie Anderson
 Shingle Creek Watershed Management Commission
 3235 Fernbrook Lane
 Plymouth, MN 55447

Responsive partner.
 Exceptional outcomes.

Project Manager Diane Spector

Project B001240-19-212 Shingle Creek SRP Reduction Project

Professional Services Through May 31, 2020

Phase 02 Filter Installation

Filter Installation

Professional Personnel

	Hours	Rate	Amount	
Scientist III				
Kallio, Brian	2.80	137.52	385.06	
Totals	2.80		385.06	
Total Labor				385.06

Reimbursable Expenses

Tools & Equipment			690.01	
Field Supplies - Reimbursable			154.78	
Total Reimbursables			844.79	844.79

Phase Total \$1,229.85

Phase 03 Monitoring

Monitoring

Professional Personnel

	Hours	Rate	Amount	
Scientist I				
Harley, Mehdi	3.00	78.09	234.27	
Kemmitt, Katie	6.60	78.09	515.39	
Pearson, Brian	6.50	78.09	507.59	
Scientist III				
Kallio, Brian	6.50	137.52	893.88	
Totals	22.60		2,151.13	
Total Labor				2,151.13

Outside Services

RMB Environmental Laboratories, Inc.			220.00	
Outside Services Total			220.00	220.00

Unit Billing

00-WAI Vehicle Golden Valley
 01-Data Sonde - YSI EXO

59.78

Phase Total \$2,430.91

Phase 05 Information Sharing

Information Sharing

INVOICES ARE DUE UPON PRESENTATION. Subject to 1-1/2% 18% Annum interest/finance charge. Please reference the invoice number when sending payment. Federal Tax ID #41-1520095 -Wenck Associates, Inc.-1800 Pioneer Creek Center PO Box 249- Maple Plain, MN 55359-0249 Toll Free:800-472-2232 Main:763-479-4200 E-mail:accounting@wenck.com Web www.wenck.com

Invoice



June 8, 2020
Invoice No: 12003669

Ms. Judie Anderson
Shingle Creek Watershed Management Commission
3235 Fernbrook Lane
Plymouth, MN 55447

Responsive partner.
Exceptional outcomes.

Project Manager Diane Spector

Project B001240-20-216 Crystal Lake Management Plan

Professional Services Through May 31, 2020

Phase 01C Water Quality Monitoring
Water Quality Monitoring

Professional Personnel

	Hours	Rate	Amount	
Kemmitt, Katie	5.10	99.00	504.90	
Omodt, Nicholas	3.10	99.00	306.90	
Stone, Alicia	8.20	87.00	713.40	
Totals	16.40		1,525.20	
Total Labor				1,525.20

Outside Services

RMB Environmental Laboratories, Inc.			156.00	
Outside Services Total			156.00	156.00

Unit Billing

01-Crestliner Boat				
01-Data Sonde - Hydrolab				
00-WAI Vehicle Golden Valley				
				222.43

Phase Total \$1,903.63

Phase 04 Semi-annual & Final Report
Semi-annual & Final Report

Professional Personnel

	Hours	Rate	Amount	
Kemmitt, Katie	.30	99.00	29.70	
Spector, Diane	.30	200.00	60.00	
Totals	.60		89.70	
Total Labor				89.70

Phase Total \$89.70

Total Invoice Amount \$1,993.33

	Current	Prior	Total
Billing Summary	1,993.33	4,230.51	6,223.84

Invoice

June 8, 2020
 Invoice No: 12003671

Ms. Judie Anderson
 Shingle Creek Watershed Management Commission
 3235 Fernbrook Lane
 Plymouth, MN 55447

Responsive partner.
 Exceptional outcomes.

Project Manager Diane Spector

Project B001240-19-214 2019 Twin Lake Carp Management

Professional Services Through May 31, 2020

Phase 01 Carp & SAV Management

Carp & SAV Management

Professional Personnel

	Hours	Rate	Amount	
Harley, Mehdi	4.00	63.00	252.00	
Hyams, Aaron	11.10	63.00	699.30	
Kemmitt, Katie	2.10	97.00	203.70	
Omodt, Nicholas	15.10	97.00	1,464.70	
Spector, Diane	.30	198.00	59.40	
Stone, Alicia	2.50	86.00	215.00	
Totals	35.10		2,894.10	
Total Labor				2,894.10

Reimbursable Expenses

Tools & Equipment			48.38	
Total Reimbursables			48.38	48.38


Unit Billing

00-WAI Vehicle Golden Valley				54.05
------------------------------	--	--	--	-------

Phase Total \$2,996.53

Total Invoice Amount \$2,996.53

Billing Summary	Current	Prior	Total
	2,996.53	8,486.11	11,482.64



3235 Fernbrook Lane
Plymouth MN 55447

Shingle Creek / West Mississippi Watershed Management Commissions
3235 Fernbrook Lane
Plymouth, MN 55447


June 6, 2020

	Share	G/L	Shingle Creek			West Mississippi			Total Project Area	
									SC	WM
Administrative		53001	1.81	60.00	108.60	1.56	60.00	93.60		
Administrative	70-30	53001	3.25	60.00	136.50		60.00	58.50		
Administrative		53001	4.19	65.00	272.35	1.61	65.00	104.65		
Administrative	70-30	53001	35.95	65.00	1,635.73		65.00	701.03		
Admin - Offsite		53001		70.00	-		70.00	-		
Admin - Offsite	70-30	53001		70.00	-		70.00	-		
Office Support	70-30	53001	12.00	200.00	1,680.00		200.00	720.00		
Data Processing/File Mgmt		53001		55.00	-		55.00	-		
Data Processing/File Mgmt		53001	0.98	60.00	58.80	0.15	60.00	9.00		
Data Processing/File Mgmt	70-30	53001		60.00	-		60.00	-		
Archiving		53001		60.00	-		55.00	-		
Admin Reimbursables		53001	610.58	1.00	610.58	289.68	1.00	289.68	4,502.555	1,976.455
Bookkeeping		54022		60.00	-		60.00	-		
Bookkeeping		54022	4.84	65.00	314.60	1.08	65.00	70.20		
Audit Prep		54022	17.17	65.00	1,116.05	1.92	65.00	124.80	1,430.650	195.000
Project / WCA Reviews - Admin		53002	1.17	65.00	76.05	0.43	65.00	27.95		
Project Reviews - File Mgmt		53002		55.00	-		55.00	-		
Reimbursable Expenses		53002	118.68	1.00	118.68	20.99	1.00	20.99	194.730	48.940
Education - Admin	50-50	57008	0.84	65.00	27.30		60.00	27.30		
Education - Admin - Offsite	50-50	57008		70.00	-		70.00	-		
Website	50-50	57008		60.00	-		55.00	-		
Website	50-50	57008	2.50	65.00	81.25		60.00	81.25		
Renew website domain	50-50	57008	44.20	1.00	22.10		1.00	22.10		
Education Reimbursables	50-50	57008		1.00	-		1.00	-	130.650	130.650
Engrg Support 3G Plan Reimbursables		53004	57.26	1.00	57.26	24.54	1.00	24.54		
Engineering Support - Admin		53004		55.00	-		55.00	-		
Engineering Support - Admin		53004		65.00	-		60.00	-		
Engineering Support - Secre	70-30	53004	2.08	60.00	87.36		60.00	37.44		
Engineering Support - Admin	70-30	53004	14.04	65.00	638.82		60.00	273.78		
Engineering Support Reimbursable:	70-30	53004		1.00			1.00		783.440	335.760
									7,042.025	2,686.805

**West Mississippi Watershed Management Commission
Treasurer's Report**

	2020 Budget	May	June	%age YTD	2020 YTD
REVENUE					
Application Fees	18,000	1,100.00		52.22	9,400.00
Member Assessments	153,600			100.00	153,600.00
Blue Line Extension	1,000				-
Interest & Dividend Income	5,000	113.85		47.86	2,393.19
Miscellaneous Income					-
<i>Transfer to (from) CIPs (see CIP Tracker page)</i>					-
<i>To (From) Reserve</i>					-
TOTAL REVENUE	177,600	1,213.85	-		165,393.19
EXPENSES					
ADMINISTRATION					
Administrative Services	31,000	2,866.18	1,976.46	48.20	14,943.46
Engineering Support	4,500	409.85	335.76	37.95	1,707.58
Project Reviews	1,500	62.44	48.94	37.67	565.01
Blue Line Extension	500				
ENGINEERING					
Administration	31,000	3,847.70	3,477.50	63.60	19,715.70
Grant Application Writing	1,000		243.50	24.35	243.50
Project Review	27,600	939.40	2,559.80	39.37	10,865.75
Blue Line Extension	500			0.00	-
LEGAL					
Legal Services	5,000	341.70	321.60	27.16	1,358.20
MISCELLANEOUS					
Bookkeeping	3,000	141.05	195.00	42.51	1,275.30
Audit	5,500			0.00	-
Insurance & Bonding	2,800		3,232.00	115.43	3,232.00
Meeting Expense 2019 (Dec ck lost-reissued)					
Meeting Expense	2,700			18.37	495.86
PROJECTS					
Volunteer Wetland Monitoring (WHEP)	2,000			0.00	-
Macroinvertebrate Monitoring (River Watch)	1,000			0.00	-
Outfall and Stream Monitoring	20,000	979.03	507.35	21.47	4,293.38
Annual Water Quality Report	8,000	1,638.24		86.03	6,882.21
Water Quality Education					
Education	15,000	1,135.80	1,500.65	54.37	8,155.48
Education Grants	500			0.00	-
WMWA General Programs	5,000			60.00	3,000.00
WMWA Special Projects	2,000			50.00	1,000.00
WMWA Educators/Watershed Prep	4,500			44.44	2,000.00
Rain Garden Workshops	2,000			31.25	625.00
Management Plan/Amendments	1,000	83.22		8.32	83.22
Flood modeling and mapping	0				-
<i>Transfer to (from)CIPs</i>					-
<i>To (from) Reserves</i>					-
TOTAL OPERATING EXPENSE	177,600	12,444.61	14,398.56		80,441.65
CASH SUMMARY					
4M Fund Balance at 12/31/19					543,439.02
Plus Revenue Received to Date					165,510.71
Minus Claims Approved to Date					(76,397.66)
Minus Claims Presented Current Month					(14,398.56)
Fund Balance		632,552.07			618,153.51

**West Mississippi Watershed Management Commission
Treasurer's Report**

Claims Presented	General Ledger Acct No	May	June		
					Total
Kennedy & Graven					321.60
Legal - General	52001		321.60		
League of MN Cities Ins Trust - Insurance	54004		3,232.00		3,232.00
Wenck Associates					8,158.15
General Engineering	51001		3,477.50		
Project Reviews	51002		2,559.80		
Grant Applica/Research	51005		243.50		
Plan Amendment	51007				
Education Program	57008		1,370.00		
Water Monitoring Program	58011		507.35		
Annual Water Quality Report	58002				
Judie Anderson's Secretarial Service					2,686.81
Administration	53001		1,976.46		
Bookkeeping / Audit Prep	54002		195.00		
Project and WCA Review Support	53002		48.94		
Education Programs	57008		130.65		
Engineering Support	53004		335.76		
Total Claims					14,398.56
					
Judie A Anderson, Deputy Treasurer					

Kennedy & Graven, Chartered

200 South Sixth Street, Suite 470
Minneapolis, MN 55402

West Mississippi Watershed

April 30, 2020

WE405-00001 General

Through April 30, 2020

For All Legal Services As Follows:

			Hours	Amount
4/9/2020	TJG	Prepare for and participate in meeting	1.30	261.30
4/28/2020	TJG	Draft and send memo for TAC packet on maintenance levy	0.30	60.30
			Total Services:	\$ 321.60
			Total Services and Disbursements:	\$ 321.60

Kennedy & Graven, Chartered

200 South Sixth Street, Suite 470
Minneapolis, MN 55402

(612) 337-9300

41-1225694

May 26, 2020

Statement No. 154999

West Mississippi Watershed Management Commission

JASS - Watershed Administrators
3235 Fernbrook Lane
Plymouth, MN 55447


Through April 30, 2020

WE405-00001 General

321.60

Total Current Billing: 321.60

I declare, under penalty of law, that this
account, claim or demand is just and
correct and that no part of it has been paid.


Signature of Claimant



Invoice

Member Name and Address
West Mississippi Watershed
Management Commission
C/O Judie Anderson
3235 Fernbook Lane
Plymouth, MN 55447-5325

Invoice Date
05/26/2020

Agent
Arthur J Gallagher Risk Management Services Inc
3600 American Blvd W Ste 500
Bloomington, MN 55431-4502
(952)358-7500

Account Number: 40000002
Account Type: Property/Casualty Coverage Premium
Current Balance: \$ 3,232.00
Minimum Due: \$ 3,232.00
Due Date: 06/21/2020

Summary of activity since last Billing Invoice	Date	Activity	Account Balance	Minimum Due
		Previous Invoice Balance	2,518.00	
		Payments Received	-2,518.00	
		Total of Transactions and Fees shown on reverse or attached	3,232.00	
See reverse side and attachments for additional information		Current Balance	\$ 3,232.00	\$ 3,232.00

Detach and return this Payment Coupon with your payment	Account Number	Invoice Date	Due Date	Current Balance	Minimum Due
	40000002	05/26/2020	06/21/2020	\$ 3,232.00	3,232.00
				Amount Enclosed	
				\$ _____	

Member Name West Mississippi Watershed Management Commission

BILLING INVOICE - Return stub with payment - make checks payable to:

Mail payment
7 days before
Due Date to
ensure timely
receipt

League of MN Cities Insurance Trust P&C
c/o Berkley Risk Administrators Company
222 South Ninth Street, Suite 2700
P.O. Box 581517
Minneapolis, MN 55458-1517

Invoice

June 8, 2020
Invoice No: 12003680



Ms. Judie Anderson
West Mississippi Watershed Management Commission
3235 Fernbrook Lane
Plymouth, MN 55447

Responsive partner.
Exceptional outcomes.

Project Manager Edward Matthiesen

Project B001241-20-078 2020 General Engineering - West Mississippi

Professional Services Through May 31, 2020

Professional Personnel

	Hours	Rate	Amount
Kemmitt, Katie	.50	99.00	49.50
Matthiesen, Edward	4.50	200.00	900.00
Spector, Diane	12.40	200.00	2,480.00
Weigel, Eileen	.30	160.00	48.00
Totals	17.70		3,477.50
Total Labor			3,477.50

Total Invoice Amount \$3,477.50

	Current	Prior	Total
Billing Summary	3,477.50	16,238.20	19,715.70

Invoice



June 8, 2020
Invoice No: 12003682

Ms. Judie Anderson
West Mississippi Watershed Management Commission
3235 Fernbrook Lane
Plymouth, MN 55447

Responsive partner.
Exceptional outcomes.

Project Manager Edward Matthiesen

Project B001241-20-082 2020 Project Reviews

Professional Services Through May 31, 2020

Phase 01 General Project Reviews
General Project Reviews

Professional Personnel

	Hours	Rate	Amount
Kemmitt, Katie	.50	99.00	49.50
Matthiesen, Edward	2.30	200.00	460.00
Spector, Diane	4.00	200.00	800.00
Totals	6.80		1,309.50
Total Labor			1,309.50
Phase Total			\$1,309.50

Phase 02 WCA
WCA

Professional Personnel

	Hours	Rate	Amount
Dietrich, Meaghan	3.80	123.00	467.40
Totals	3.80		467.40
Total Labor			467.40
Phase Total			\$467.40

Phase 06 610 Junction - Building 2A
610 Junction - Building 2A

Professional Personnel

	Hours	Rate	Amount
Kemmitt, Katie	.20	99.00	19.80
Totals	.20		19.80
Total Labor			19.80
Phase Total			\$19.80

Phase 07 94th Ave N
94th Ave N

Professional Personnel

	Hours	Rate	Amount
Kemmitt, Katie	5.90	99.00	584.10
Matthiesen, Edward	.40	200.00	80.00
Totals	6.30		664.10
Total Labor			664.10

INVOICES ARE DUE UPON PRESENTATION. Subject to 1-1/2% 18% Annum interest/finance charge. Please reference the invoice number when sending payment. Federal Tax ID #41-1520095 -Wenck Associates, Inc.-1800 Pioneer Creek Center PO Box 249- Maple Plain, MN 55359-0249 Toll Free:800-472-2232 Main:763-479-4200 E-mail:accounting@wenck.com Web www.wenck.com

Phase Total \$664.10

Phase 08 Coon Rapids Dam Amendment
 Coon Rapids Dam Amendment

Professional Personnel

	Hours	Rate	Amount	
Kemmitt, Katie	1.00	99.00	99.00	
Totals	1.00		99.00	
Total Labor				99.00
				Phase Total \$99.00
				Total Invoice Amount \$2,559.80

	Current	Prior	Total
Billing Summary	2,559.80	8,305.95	10,865.75

Invoice

June 8, 2020
Invoice No: 12003681



Ms. Judie Anderson
West Mississippi Watershed Management Commission
3235 Fernbrook Lane
Plymouth, MN 55447

Responsive partner.
Exceptional outcomes.

Project Manager Diane Spector

Project B001241-20-079 2020 Grant Writing

Professional Services Through May 31, 2020

Professional Personnel

	Hours	Rate	Amount	
Spector, Diane	1.00	200.00	200.00	
Walden, Brittany	.50	87.00	43.50	
Totals	1.50		243.50	
Total Labor				243.50
				Total Invoice Amount
				\$243.50

	Current	Prior	Total
Billing Summary	243.50	0.00	243.50

Invoice

June 8, 2020
Invoice No: 12003673



Ms. Judie Anderson
Shingle Creek Watershed Management Commission
3235 Fernbrook Lane
Plymouth, MN 55447

Responsive partner.
Exceptional outcomes.

Project Manager Diane Spector

Project B001240-20-219 2020 Education and Outreach

Professional Services Through May 31, 2020

Phase 01 General Education
General Education

Professional Personnel

	Hours	Rate	Amount	
Spector, Diane	13.70	200.00	2,740.00	
Totals	13.70		2,740.00	
Total Labor				2,740.00
				Phase Total \$2,740.00

Phase 02 WMWA
WMWA

Professional Personnel

	Hours	Rate	Amount	
Spector, Diane	3.30	200.00	660.00	
Totals	3.30		660.00	
Total Labor				660.00
				Phase Total \$660.00

Total Invoice Amount \$3,400.00

Billing Summary	Current	Prior	Total
	3,400.00	11,909.40	15,309.40

SC Education - \$ 1,370.00
 WMWA - 660.00

 \$ 2,030.00

WM Education \$ 1,370.00

Invoice

June 8, 2020
Invoice No: 12003679



Ms. Judie Anderson
West Mississippi Watershed Management Commission
3235 Fernbrook Lane
Plymouth, MN 55447

Responsive partner.
Exceptional outcomes.

Project Manager Diane Spector

Project B001241-20-080 2020 Outfall and Stream Monitoring

Professional Services Through May 31, 2020

Professional Personnel

	Hours	Rate	Amount	
Kemmitt, Katie	.70	99.00	69.30	
Stone, Alicia	3.10	87.00	269.70	
Totals	3.80		339.00	
Total Labor				339.00

Outside Services

RMB Environmental Laboratories, Inc.			58.00	
Outside Services Total			58.00	58.00

Reimbursable Expenses


Mileage - Reimbursable			4.60	
Total Reimbursables			4.60	4.60

Unit Billing

00-WAI Vehicle Golden Valley				
01-Data Sonde - Hydrolab				
01-Data Sonde - YSI EXO				
				105.75

Total Invoice Amount \$507.35

	Current	Prior	Total
Billing Summary	507.35	3,786.03	4,293.38



3235 Fernbrook Lane
Plymouth MN 55447

Shingle Creek / West Mississippi Watershed Management Commissions
3235 Fernbrook Lane
Plymouth, MN 55447

June 6, 2020

	Share	G/L	Shingle Creek			West Mississippi			Total Project Area	
									SC	WM
Administrative		53001	1.81	60.00	108.60	1.56	60.00	93.60		
Administrative	70-30	53001	3.25	60.00	136.50		60.00	58.50		
Administrative		53001	4.19	65.00	272.35	1.61	65.00	104.65		
Administrative	70-30	53001	35.95	65.00	1,635.73		65.00	701.03		
Admin - Offsite		53001		70.00	-		70.00	-		
Admin - Offsite	70-30	53001		70.00	-		70.00	-		
Office Support	70-30	53001	12.00	200.00	1,680.00		200.00	720.00		
Data Processing/File Mgmt		53001		55.00	-		55.00	-		
Data Processing/File Mgmt		53001	0.98	60.00	58.80	0.15	60.00	9.00		
Data Processing/File Mgmt	70-30	53001		60.00	-		60.00	-		
Archiving		53001		60.00	-		55.00	-		
Admin Reimbursables		53001	610.58	1.00	610.58	289.68	1.00	289.68	4,502.555	1,976.455
Bookkeeping		54022		60.00	-		60.00	-		
Bookkeeping		54022	4.84	65.00	314.60	1.08	65.00	70.20		
Audit Prep		54022	17.17	65.00	1,116.05	1.92	65.00	124.80	1,430.650	195.000
Project / WCA Reviews - Admin		53002	1.17	65.00	76.05	0.43	65.00	27.95		
Project Reviews - File Mgmt		53002		55.00	-		55.00	-		
Reimbursable Expenses		53002	118.68	1.00	118.68	20.99	1.00	20.99	194.730	48.940
Education - Admin	50-50	57008	0.84	65.00	27.30		60.00	27.30		
Education - Admin - Offsite	50-50	57008		70.00	-		70.00	-		
Website	50-50	57008		60.00	-		55.00	-		
Website	50-50	57008	2.50	65.00	81.25		60.00	81.25		
Renew website domain	50-50	57008	44.20	1.00	22.10		1.00	22.10		
Education Reimbursables	50-50	57008		1.00	-		1.00	-	130.650	130.650
Engrg Support 3G Plan Reimbursables		53004	57.26	1.00	57.26	24.54	1.00	24.54		
Engineering Support - Admin		53004		55.00	-		55.00	-		
Engineering Support - Admin		53004		65.00	-		60.00	-		
Engineering Support - Secre	70-30	53004	2.08	60.00	87.36		60.00	37.44		
Engineering Support - Admin	70-30	53004	14.04	65.00	638.82		60.00	273.78		
Engineering Support Reimbursable:	70-30	53004		1.00			1.00		783.440	335.760
									7,042.025	2,686.805

Technical Memo



Responsive partner.
Exceptional outcomes.

To: Shingle Creek/West Mississippi WMC Commissioners

From: Ed Matthiesen, P.E.
Diane Spector

Date: June 5, 2020

Subject: Proposed CIP: Set 2020 Maximum Levies

**Recommended
Commission Action**

Each Commission should by motion set its 2019 maximum capital projects levy: Shingle Creek = \$1,405,165; West Mississippi = \$287,660.

This action is to set the maximum amount of capital projects levy the Commissions expect to certify to Hennepin County. The actual levies will be certified in September, after the Commissions hold public hearings on the proposed projects. Tables 1 and 2 show the CIP projects that will be considered in September. The Maximum Levy sets the ceiling for the capital levy; the Commissions can certify a lesser levy but cannot increase it. In 2016 the Commissions began levying an additional 5% to cover administrative costs, and an additional 1% to cover uncollected levies, based on the historical rate of uncollectables. These maximum levies will be forwarded to Hennepin County.

At its May 28 meeting the TAC reviewed the potential impacts to individual property owners of the proposed levy for 2020 Capital Improvement Projects. Table 3 shows the estimated impact on the median single family home value by city based on the tax capacity rate experienced in the certify 2018/pay 2019 year. That levy of \$479,900 resulted in a Tax Capacity Rate of \$0.00355.

Bear in mind the following when considering this data:

- The Tax Capacity Rate is variable year to year depending on the overall net tax capacity in the county and distribution by city.
- The median value data is for all the single-family properties in the city, so it may not be representative of the median value of the homes in the Shingle Creek watershed.
- This is a one-time levy, so the values in the table are the total estimated cost of each project to a median valued home. In other words, if all the Shingle Creek projects are certified, the total one-time cost to the owners of a median-valued home in Brooklyn Center would be an estimated \$20.31 and in Plymouth \$39.92.

Table 1. Shingle Creek 2020 CIP Projects (2021 levy).

Project	Total Estimated	City/ Private	Grant	Commission Share
Cost share (city projects)	\$200,000	\$100,000	0	\$100,000
Connections II Stream Restoration	400,000	0	0	400,000
Plymouth Street Sweeper	350,000	275,000	0	75,000
Meadow Lake Management Plan	300,000	0	0	300,000
Bass Creek Restoration	400,000	0	0	400,000
Partnership cost share (private projects)	100,000	50,000	0	50,000
Subtotal	\$1,750,000	\$425,000	\$0	\$1,325,000
5% additional for legal/admin costs				66,250
Subtotal				1,391,250
TOTAL LEVY (101% for uncollectable)				\$1,405,165

Table 1b. Levy by Project

Project	Total Levy
Cost share (city projects)	\$106,050
Connections II Stream Restoration	424,200
Plymouth Street Sweeper	79,540
Meadow Lake Management Plan	318,150
Bass Creek Restoration	424,200
Partnership cost share (private projects)	\$53,025
Total	\$1,405,165

Table 2. West Mississippi 2019 CIP Projects (2020 levy).

Project	Total Estimated	City/ Private	Grant	Commission Share
Cost share (city projects)	\$100,000	\$50,000	0	\$50,000
Miss Crossings Phase B Infiltration Vault	400,000*	300,000		100,000
River Park Stormwater Improvements	485,000	363,750		121,250
Subtotal	\$985,000	\$713,750	\$ 0	\$271,250
5% additional for legal/admin costs				13,560
Subtotal				284,810
TOTAL LEVY (101% for uncollectable)				\$287,660

*Champlin is still working to finalize this number.

Table 2b. Levy Excluding Cost Share Project.

Project	Total Estimated
Cost share (city projects)	\$53,025
Miss Crossings Phase B Infiltration Vault	\$106,050
River Park Stormwater Improvements	128,585
Total	\$287,660

Table 3. 2020 median value and tax capacity of a single family home by city and estimated Shingle Creek levy by project.

City	2020 Median Value	Tax Capacity	City Cost Share	Partnership Cost Share	Plymouth Street Sweeper	Meadow Lake Management Plan	Connections II	Bass Creek Restoration	Total Levy
Brooklyn Center	\$207,000	\$2,070	\$1.53	\$0.77	\$1.15	\$4.60	\$6.13	\$6.13	\$20.31
Brooklyn Park	259,400	2,594	\$1.92	\$0.96	\$1.44	\$5.76	\$7.68	\$7.68	\$25.44
Crystal	220,000	2,200	\$1.63	\$0.81	\$1.22	\$4.89	\$6.51	\$6.51	\$21.57
Champlin	260,000	2,600							
Maple Grove	351,200	3,512	\$2.60	\$1.30	\$1.95	\$7.80	\$10.40	\$10.40	\$34.45
Minneapolis-Camden	169,500	1,695	\$1.25	\$0.63	\$0.94	\$3.76	\$5.02	\$5.02	\$16.62
New Hope	257,000	2,570	\$1.90	\$0.95	\$1.43	\$5.71	\$7.61	\$7.61	\$25.21
Osseo	215,000	2,150	\$1.59	\$0.80	\$1.19	\$4.77	\$6.37	\$6.37	\$21.09
Plymouth	407,000	4,070	\$3.01	\$1.51	\$2.26	\$9.04	\$12.05	\$12.05	\$39.92
Robbinsdale	216,000	2,160	\$1.60	\$0.80	\$1.20	\$4.80	\$6.40	\$6.40	\$21.20

Median values from the Hennepin County Assessment Report 2020. Tax capacity is 1% times the value up to \$500,000, plus 1.25% on incremental value greater than \$500,000.

Informational data

2020 Proposed Project	Levy	Tax Capacity Rate
Cost share (city projects)	\$106,050	\$0.0007403
Connections II Stream Restoration	424,200	0.0029612
Plymouth Street Sweeper	79,540	0.0005552
Meadow Lake Management Plan	318,150	0.0022209
Bass Creek Restoration	424,200	0.0029612
Partnership cost share (private projects)	53,025	0.0003701

Tax capacity rate is based on the ratio of the \$479,900 levy 2018/2019 having a tax capacity rate of .00335.

Technical Memo



Responsive partner.
Exceptional outcomes.

To: Shingle Creek/West Mississippi WMC Commissioners

From: Ed Matthiesen, P.E.
Diane Spector

Date: June 10, 2020

Subject: BWSR Watershed-Based Funding

The Board of Water and Soil Resources (BWSR) on June 8, 2020 hosted a second meeting of the Metro-Mississippi Twin Cities West partnership. The purpose of the meeting was to discuss and decide on criteria that will be used to select projects or programs to be funded from the \$874,153 allocated to this basin (see Figures 1 and 2). The partnership consists of representatives from the following organizations. The two city staff represent all the cities in the basin.

- Anoka Conservation District
- Carver County
- Elm Creek WMO
- Minnehaha Creek WD
- Shingle Creek WMO
- City of Maple Grove
- Bassett Creek WMO
- Carver SWCD
- Hennepin County (as SWCD)
- Mississippi WMO
- West Mississippi WMO
- City of Minnetonka

The group reviewed the project selection criteria that were developed for the Pilot Program two years ago. While there was general agreement about the criteria and submitted projects were scored, ultimately the competitive grant approach was abandoned, and the group agreed to simply distribute the funding proportionate to land areas and tax capacity.

The criteria included the “gatekeeper” eligibility requirements shown in bullet 1 below. A proposed project that met all four of those gatekeeper requirements would then proceed on to be scored on a scale of 1-5 on the prioritization criteria shown in bullet 2. The scoring would be done by the group and would be by consensus of the group.

1. Identified project eligibility requirements:
 - a. Resource need – targeted impaired or near-impaired waters
 - b. Project readiness – land rights, capacity, feasibility study
 - c. Partner support
 - d. 25% match

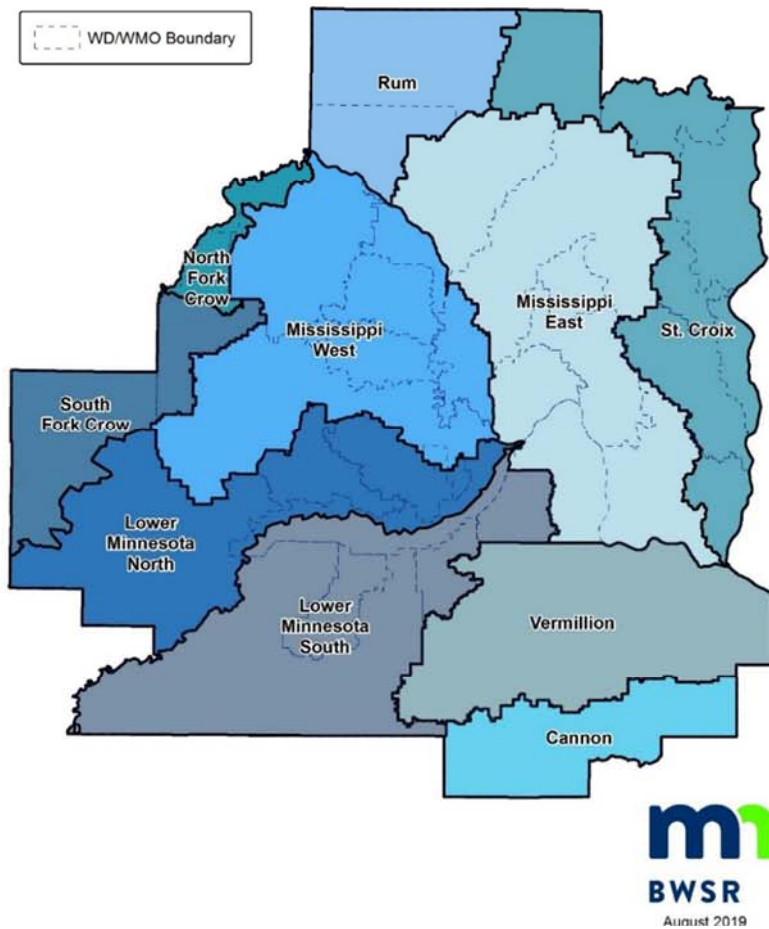
2. Identified prioritization criteria:
 - a. Water quality benefits – TP, TSS (weighted at 60%)
 - b. Ancillary resource benefits - water quantity, ecological, groundwater (weighted at 30%)
 - c. Community benefits - education/demonstration, amenities, other (weighted at 10%)

The partnership discussed and agreed to pursue this type of approach with some modifications:

- The prioritization criteria would be condensed to two benefit areas: Water Quality Benefits, which would not be limited to TP and/or TSS, but would relate to the specific impairment being addressed; and Other Benefits, which would include those in 2.b. and 2.c. above as well as watershed priority, public access, and access by underserved communities of the receiving water.
- There should be some sort of objective measure for awarding points for water quality benefits, such as ranking projects by cost per pound removed.

While the group unanimously agreed to the above criteria, they also agreed that there does need to be some refinement and further discussion of weighting. The groups will meet again virtually the week of June 22. The group would like to have the priorities and scoring process done at that time so that eligible LGUs can submit funding applications in July/August. Once awards are recommended to BWSR, the funds would be available as soon as the LGU completed and received approval of a work plan with BWSR.

Watershed Allocation Areas



Watershed	Allocation
Rum	\$366,982
Lower St. Croix	\$793,461
Mississippi (East)	\$1,085,485
Mississippi (West)	\$874,153
Vermillion	\$650,684
Cannon	\$305,293
Lower Minnesota (North)	\$673,699
Lower Minnesota (South)	\$829,075
South Fork Crow	\$330,063
North Fork Crow	\$91,105

Figure 1. Metro basins and allocations.

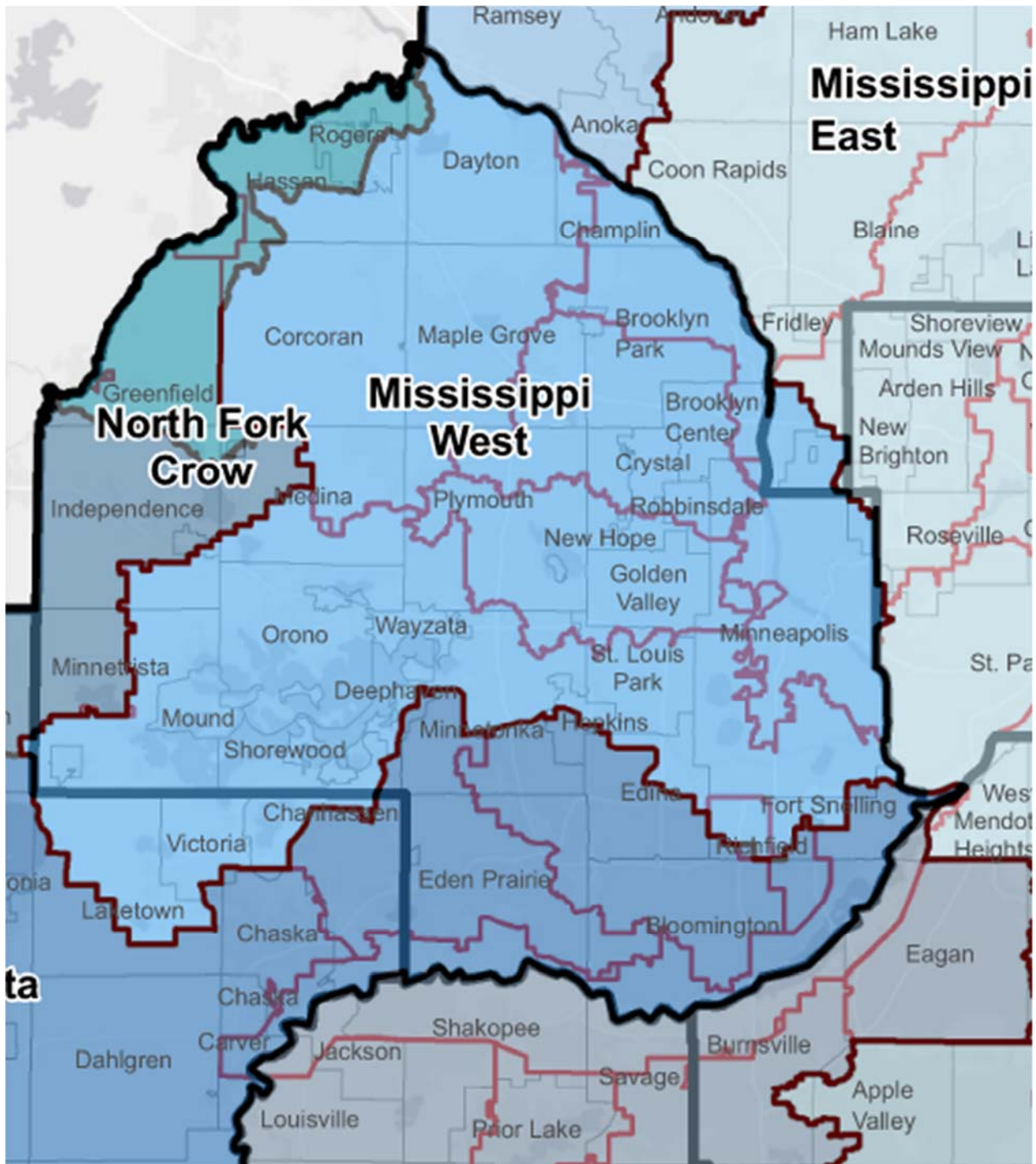


Figure 2. Cities in the Mississippi West basin.

Technical Memo



Responsive partner.
Exceptional outcomes.

To: Shingle Creek/West Mississippi WMC Commissioners
From: Diane Spector
Date: June 10, 2020
Subject: Education and Outreach Update

WMWA. WMWA met on Tuesday, June 9, 2020. The next meeting will be Tuesday, July 14, 2020, online via Zoom.

Watershed PREP and Education and Outreach Events. The 2019 WMWA Annual Report is attached for information. The educators, working with local cable provider CCX Media, filmed one of their classroom presentations and are preparing a short promotional video for Watershed PREP. The video is still being edited but should be available soon. The educators are also converting their classroom sessions into virtual, on-line learning experiences which will be available to educators, students, and the general public.

The sign maker WMWA is working with to fabricate a lightweight tabletop native plants roots display is waiting for all four entities (including WMWA) who have expressed interest in purchasing one to commit. The estimated cost of each is \$2,500. The Blue Thumb roots display is one of the most popular items at events, but the current models are all very heavy and difficult to transport.

Website/Social Media. Catherine Cesnik, the WMWA Coordinator, is refreshing the WMWA website and updating content. Any input is appreciated. westmetrowateralliance.org/. In addition, she has now taken over social media posting duties.

Other. Catherine sent a written communication to all cities, starting with the TAC representative, to better understand how WMWA can be a resource and to help fill education and outreach gaps. It is her goal to receive and compile this data for the July WMWA meeting.

Commission Website/Social Media. The website Google Analytics for the last 3 months are attached, as are the Facebook insights for the last 30 days for both Shingle Creek and WMWA. As a reminder, Facebook Impressions is the number of times a post was viewed in a feed, Engagement is an action- a click, comment, share, or reaction. Facebook followers continue a slow increase, 2-3 per month. The most engaging post was photos from the recent carp removal from Ryan Creek.

Shingle Creek FB Metrics

May 2020: 163 followers, 767 Impression, 96 Engagements.

WMWA FB Metrics

May 2020: 154 followers, 524 Impressions, 41 Engagements

Shingle Creek recent posts

Published	Post	Type	Targeting	Reach	Engagement
05/29/2020 12:42 PM				47	2 0
05/28/2020 12:16 PM	Spring carp removal from Ryan Creek in Robbinsdale			363	57 39
05/19/2020 2:37 PM	Curly-leaf pondweed treatment set to begin on Bass Lake			66	8 4
05/19/2020 2:37 PM				53	7 5
04/24/2020 3:11 PM	Street Sweeps Keep the City Clean - Clean Water Minnesota			29	1 2
04/23/2020 5:34 PM	OPINION EXCHANGE To celebrate 50 years of Earth Day, adopt a storm			33	0 3
04/23/2020 2:40 PM	Clean Water Begins at Your Curb - Clean Water Begins at Your Curb -			40	3 7
04/22/2020 9:20 AM				41	0 1

Shingle Creek Watershed Management Organization
Published by Diane Spector (?) · May 28 at 12:16 PM ·

Spring carp removal from Ryan Creek in Robbinsdale

Performance for Your Post

363 People Reached

39 Reactions, Comments & Shares

24 Like	15 On Post	9 On Shares
2 Love	2 On Post	0 On Shares
4 Wow	3 On Post	1 On Shares
1 Angry	0 On Post	1 On Shares
4 Comments	1 On Post	3 On Shares
4 Shares	4 On Post	0 On Shares























































57 Post Clicks

35 Photo Views	0 Link Clicks	22 Other Clicks
--------------------------	-------------------------	---------------------------

NEGATIVE FEEDBACK

0 Hide Post	0 Hide All Posts
0 Report as Spam	0 Unlike Page

WMWA recent posts

Published	Post	Type	Targeting	Reach	Engagement
05/29/2020 12:42 PM				33 	3 1 
05/28/2020 3:07 PM				32 	0 3 
05/26/2020 4:05 PM				47 	4 8 
05/24/2020 8:23 PM				36 	0 5 
05/24/2020 4:45 PM				49 	0 3 
05/24/2020 9:53 AM				38 	1 1 
05/21/2020 1:10 PM				40 	4 1 
05/21/2020 12:30 PM	 Lake water quality sampling has opened up for the year!			31 	0 1 
05/19/2020 5:18 PM				28 	1 0 
05/19/2020 2:37 PM	 Curly-leaf pondweed treatment set to begin on Bass Lake			41 	3 0 
05/08/2020 11:21 AM	 What is a Watershed? Check out this great tutorial from Wolf Ridge Learning			23 	3 4 



...

A COMPREHENSIVE GUIDE TO YELLOW STRIPEY THINGS



CARPENTER BEE

- ACTS LIKE IT'S TOUGH, BUT CAN'T ACTUALLY HURT YOU
- HAS NO CONCEPT OF WHAT GLASS IS
- LIVES IN YOUR FENCE
- FLIES AGGRESSIVELY TO TRY AND SCARE YOU AWAY



HONEYBEE

- IS THE BEE THAT NEEDS HELP THE MOST
- EXCELLENT POLLINATOR
- VERY FRIENDLY
- CAN ONLY STING ONCE



BUMBLEBEE

- ALSO POLLINATES STUFF VERY WELL
- SO FAT IT SHOULDN'T BE ABLE TO FLY
- WILL LET YOU PET IT WITHOUT GETTING AGITATED
- ACTUALLY A FLYING PANDA



HOVERFLY

- WEARS YELLOW STRIPEY UNIFORM TO SCARE YOU
- ACTUALLY CAN'T DO ANYTHING TO YOU
- HANGS OUT IN FIELDS
- FOLLOWS YOU IF IT LIKES YOU



PAPER WASP

- LOOKS SCARY, BUT WILL ONLY ATTACK IF PROVOKED
- STING HURTS LIKE THE DEVIL
- WILL CHASE YOU IF YOU SWAT AT IT
- HAS NO CONCEPT OF PERSONAL SPACE



YELLOW JACKET

- WANTS YOUR FOOD AND WILL FIGHT YOU FOR IT
- NEVER LEAVES YOU ALONE
- WILL STING YOU JUST FOR THE HECK OF IT
- IS JUST A JERK



CICADA KILLER

- LOOKS LIKE SATAN'S NIGHTMARES
- EXCLUSIVELY EATS CICADAS
- CAN STING YOU, BUT USUALLY WON'T
- STILL PRETTY TERRIFYING



DIRT DAUBER

- ALMOST NEVER STINGS ANYTHING EXCEPT SPIDERS
- BUILDS NEST IN THE GROUND
- HOARDS SPIDERS IN SAID NEST
- COOLEST LOOKING OF THE WASPS

Joan Reallyawesum Brooks

47 People Reached

8 Reactions, Comments & Shares

2 Like	2 On Post	0 On Shares
--------	-----------	-------------

2 Love	2 On Post	0 On Shares
--------	-----------	-------------

1 Wow	1 On Post	0 On Shares
-------	-----------	-------------

3 Comments	3 On Post	0 On Shares
------------	-----------	-------------

0 Shares	0 On Post	0 On Shares
----------	-----------	-------------

4 Post Clicks

2 Photo Views	0 Link Clicks	2 Other Clicks
---------------	---------------	----------------

NEGATIVE FEEDBACK

0 Hide Post 0 Hide All Posts

0 Report as Spam 0 Unlike Page

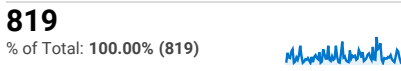
Reported stats may be delayed from what appears on posts

SCWM

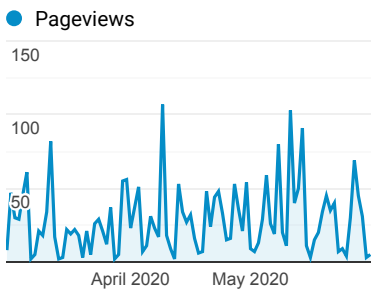
Mar 1, 2020 - May 31, 2020

All Users
100.00% Sessions

Users



Pageviews



Unique Pageviews by Page

Page	Unique Pageviews
/	636
/minutes--meeting-packets.html	219
/application-materials.html	135
/twin-lake-carp-management.html	124
/tac-meetings.html	92
/maps.html	66
/staff.html	65
/meetings.html	64
/water-quality.html	55
/history.html	53

Pageviews by Landing Page

Landing Page	Pageviews
/	1,633
/minutes--meeting-packets.html	164
/twin-lake-carp-management.html	148
/meetings.html	84
/tac-meetings.html	61
/history.html	58
/projects-underway.html	54
/maps.html	34
/staff.html	29
/tmdls.html	27



WEST METRO WATER ALLIANCE

2019 ANNUAL REPORT

BACKGROUND

In 2006 the Shingle Creek and West Mississippi Watershed Management Commission's Education and Public Outreach Committee (EPOC) invited the Education Committee of the Bassett Creek Watershed Management Commission to partner in developing joint education and outreach activities. Since that time this voluntary partnership has grown to include the Elm Creek Watershed Management Commission, the Three Rivers Park District, Hennepin County Department of Environment and Energy, and the Freshwater Society. The WMOs are designated as "members," the latter three organizations as "partners."

This alliance, the West Metro Water Alliance (WMWA), grew from a recognition that the individual organizations have many common education and public outreach goals and messages that could be more efficiently and effectively addressed and delivered collaboratively and on a wider scale.

MEETINGS

WMWA meets monthly, as needed, on the second Tuesday, at Plymouth City Hall. Member representatives include Laura Jester, Bassett Creek WMC Administrator; Doug Baines, Commissioner, Elm Creek WMC; Catherine Cesnik, Plymouth, Elm Creek WMC and WMWA Coordinator; Shelley Marsh, Brooklyn Center, Shingle Creek and West Mississippi WMCs. and Ben Scharenbroich and Amy Riegel, Plymouth, Shingle Creek, Bassett Creek and Elm Creek WMCs. Other attendees include Mary Amsden and Sharon Meister, Watershed PREP Educators; and Dawn Pape, DBA Lawn Chair Gardener. Diane Spector, Wenck Associates, serves as technical support for WMWA, and Amy Juntunen, JASS, serves as administrative support. In 2019 eleven meetings were held. All WMWA member Commissioners and city staff are welcome to attend meetings.

THE WMWA PROGRAM

Goals of the WMWA program are to:

- Inform the public about the watershed organizations and their programs.
- Provide useful information to public on priority topics.
- Engage the public and encourage positive, water-friendly behaviors.

Three informational pieces have been developed by WMWA to support these goals. The *10 Things You Can Do* Brochure targets the general public. The brochure is distributed at all venues where the Commissions or member cities have a presence and also in the Watershed PREP classrooms. It is also available on the websites of the WMO member cities. In 2019 the *10 Things* brochure was updated and reprinted in partnership with Hennepin County.

The *Maintain Your Property the Watershed Friendly Way* handbook targets small businesses, multi-family housing properties, and common interest communities such as homeowners' associations. It contains tips for specifying and hiring turf and snow maintenance contractors, and includes checklists for BMP inspections.

The *Residential Snow and Ice Care* brochure is an educational piece designed to inform citizens of the chloride pollution problem and ways to reduce salt use.

WATERSHED PREP AND COMMUNITY EVENTS

Watershed PREP is a program of WMWA and stands for Protection, Restoration, Education, and Prevention. 2019 was the seventh year of the program. Two contract educators with science education backgrounds are shared between the member watersheds. The focus of the program is two-fold - to present water resource-based classes to fourth grade students and to provide education and outreach to citizens, lake associations, other civic organizations, youth groups, etc. Goals of the program are 1) to have audiences gain a general understanding of watersheds, water resources and the organizations that manage them, and 2) to have audiences understand the connection between actions and water quality and water quantity. The ultimate goal is to make this program available to all fourth graders in the four WMWA watersheds and to other schools as contracted.

Fourth Grade Program. Three individual lessons meeting State education standards have been developed. **Lesson 1, *What is a Watershed and Why do We Care?***, provides an overview of the watershed concept and is specific to each school's watershed. It describes threats to the watershed. **Lesson 2, *Water Cycle - More than 2-dimensional!***, describes the movement and status of water as it travels through the water cycle. **Lesson 3, *Stormwater Walk***, investigates movement of surface water on school grounds.



In 2019, 103 classes totaling 2,681 students participated in Lesson 1. Of those classes, 58 totaling 1,516 students also participated in Lesson 2. Since the inception of the program in 2013, a total of 669 classrooms and 17,463 students have participated in Lesson 1 and 5,886 students in 217 classes participated in Lesson 2. *Appendix A* details the students reached in lessons 1 and 2. The PREP educators also provided *Community Education and Outreach* at three school and community water-related events using the large model watershed "Enviroscape" for runoff education. Outreach activities are also described in *Appendix A*.

UPDATED WORK PLAN

In 2015 the WMWA Work Plan was updated to reflect current practices. The updated Work Plan identified the following activities:

1. Facilitate information availability and sharing.
2. Reschedule professional opinion survey to measure knowledge and attitudes about water resources to 2019.
3. Provide Coordinated Communication, Media Relations, and Information Sharing that more closely parallel what the NPDES Permit education and public outreach minimum measure require. Components include identifying priority issues every year, developing a communications plan that identifies educational goals by stakeholder, establishing measurable goals, and identifying responsible parties.
4. Develop county-wide or regional activities. (At this time WMWA does not have the capacity to undertake these activities.)
5. Pursue and obtain funding for education and public outreach activities.
6. Support and expand in scope and reach the Watershed PREP program.

WMWA's 2019 and 2020 budgets reflect these activities and were approved by the members on January 16, 2018 and January 8, 2019, respectively. The budgets are included in this report as *Appendix C*.

SPECIAL PROJECT

Pledge to Plant was a project started in 2016 to encourage residents to replace impervious surface and turf grass with native plantings to benefit clean water by reducing stormwater runoff. The project includes the additional benefit of creating habitat for pollinators.

Phase one of the project began with creation of a name, tag line and logo. The project was promoted in the Blue Thumb space at the State Fair where the public voted to name the campaign, *Pledge to Plant for Pollinators and Clean Water*.

Phase two included a roll out of the *Pledge* campaign on the Metro Blooms and WMWA websites where citizens can enter the square footage of their new plantings, creation of a *Pledge to Plant* banner for events, and a social media campaign that began in May 2016. The Campaign was promoted at the State Fair and other area events in 2016 and 2017. Metro Blooms discontinued support of the program efforts in 2018.

In 2019, only 12 people submitted Pledges online. Since the program launched in 2016 there are over 642 total pledges covering over 430 acres, although several submissions did not specify an area to be planted, so it may be more. The total includes a few larger prairie restoration projects but the median pledge covers 200 square feet. Most of the pledges come from the metro area, but pledges have been received from 20 other states.

This program was discontinued at the end of 2019 due to the launch of a competing program, Lawns to Legumes, by the Board of Soil and Water Resources in partnership with Metro Blooms and the decision to focus WMWA resources elsewhere.

WMWA COORDINATOR POSITION

In the fourth quarter of 2019, members re-evaluated spending on the current Special Project. Looking forward to the needs of 2020 and the future, members voted to use Special Project funding for 2020 to hire a WMWA Coordinator as members did not have enough time to dedicate to certain upcoming projects, such as a survey to inform the update of the Work Plan, planned for 2020. Catherine Cesnik applied and was approved for the position beginning January 1, 2020.

RESILIENT YARD WORKSHOPS

In 2019, three Resilient Yard workshops and one Healthy Soils workshop, hosted by WMWA member cities and presented by Metro Blooms were held. Workshops took place in Plymouth, Champlin, Crystal, and Golden Valley. Attendees learned about raingardens, native plantings, turf alternatives or “bee lawns.”



Other practices were also discussed including stormwater recapture and reuse with rain barrels, diversion of downspouts away from impervious surfaces, and use of pervious pavers for driveways and patios, as well as how to develop and maintain healthy soil microbiology. Over 90 WMWA area residents attended the Resilient Yard workshop and 25 attended the Healthy Soils workshop.

Sherman Associates, owners of Autumn Ridge Apartments in Brooklyn Park, applied for a grant from the Shingle Creek WMC in 2018 for a Phase I of a project which includes the design and installation of five raingardens, a permeable pavement system, a large native planting at the corner of the property and a new playground, pending application and receipt of grant funding from Hennepin County and the Shingle Creek Watershed Management Commission. A Resilient Yard workshop was held on site for residents in fall 2017 with the planting project occurring in fall 2018.

In 2019 the Phase II grant application was submitted for additional on-site water quality treatment through installation of 7-8 new rain gardens, additional pollinator habitat and educational signage. The project includes additional resident education and participation in both the design and installation process and a five-hour Smart Salting class focused on parking lots and sidewalks for the on-site property managers.

WINTER MAINTENANCE TRAINING

In 2019, Winter Maintenance Training workshops were held at Plymouth City Hall on August 29 and at Crystal Community Center on September 26 with 50 and 32 attendees, respectively. Attendees learned how to adjust the use of salt de-icing products to be effective without over use. A Smart Salting for Property Managers workshop was hosted by Bassett Creek WMC on September 24 with 15 attendees. This workshop focused on how property managers can reduce chlorides.

WMWA WEBSITE

The WMWA website www.westmetrowateralliance.org serves as a repository for documents and information for access by member cities and citizens, lists local events WMWA is participating in and/or otherwise promoting, stores Watershed PREP information for schools, and collects information for the *Pledge to Plant* campaign and newsletter subscriptions.

The website had 672 unique visitors engaged in 771 individual sessions with an average of 1.6 pages viewed per session for a total of 1250 page views on the website in 2019. The website metrics can be found in Appendix B

2019 MARKETING ACTIVITY

In May 2016 WMWA contracted with Dawn Pape, Lawn Chair Gardener, LLC, to create a social media campaign for the Pledge to Plant campaign and WMWA in general on Facebook and Twitter. As of December 31, 2019, the WMWA Twitter page had 138 followers. The most well-received Tweet was "Right on @MonarchsJV" with a reach of 1,978 and 20 engagements. Overall there were 52 Tweets in 2019 with a reach of 13,041 and 251 engagements. The Facebook page had 151 likes and 162 posts resulting in 624 engagements.

*To learn more about WMWA, contact:
Diane Spector, Wenck Associates, 763.479.4280, dspector@wenck.com
or Amy Juntunen, JASS, 763.553.1144, amy@jass.biz*

APPENDIX

APPENDIX A – WATERSHED PREP / EDUCATOR ACTIVITY

Table 1. 2019 Community education and outreach participation

Date	Event	Location	Watershed	# of Attendees
4/27	Arbor Day Event	Maple Grove	EC/SC	Tree planting 62 kids
8/1	Plymouth Kids Fest	Plymouth	BC/EC/SC	4000 attendees
11/1 2	Meadowbrook Elementary	Golden Valley	Bassett Creek	Filmed PREP class for video promotion

Community Education and Outreach. The PREP educators provided outreach at 2 community and school events. Because of the nature of these events, it is difficult to keep a tally of the number of contacts made and citizens engaged.

Table 2. Watershed PREP Program participation growth.

Year	# Classrooms	# Students	# and Type of Schools
<i>Lesson 1</i>			
2013	63	1,679	13 in six districts; one charter school; one parochial school
2014	116	3,469	30 in seven districts; one magnet school; one parochial school
2015	122	3,183	36 in nine districts; two charter schools; five parochial schools
2016	107	2,850	29 in seven districts, one charter school, 5 parochial schools
2017	125	3358	12 in seven districts, one charter school, one parochial school
2018	143	3593	34 in eight districts, one charter school, two parochial schools
2019	103	2681	27 in six districts, one parochial school
<i>Lesson 2</i>			
2013	14	390	Three in three districts; one charter school; one parochial school
2014	22	645	Five in three districts
2015	27	859	Six in five districts
2016	20	524	Five in three districts, one parochial school
2017	38	1,072	Seven in three districts, one parochial school
2018	69	1755	17 in five districts, one parochial school
2019	58	1516	15 in five districts

*Includes eight classrooms in the Minnehaha Creek Watershed District paid for by others.

APPENDIX A – WATERSHED PREP / EDUCATOR ACTIVITY

Table 3. 2019 schools and students participating in Lesson 1: What is a Watershed?

	Date	School	School District	City	Watershed	Classes	Students
1	2/28	Hassan	Elk River	Rogers	Elm	4	119
2	2/21	Lakeview Elementary	Robbinsdale	Robbinsdale	Shingle	3	62
3	3/25	Plymouth Creek	Wayzata	Plymouth	Bassett	4	110
4	3/27	Sunset Hill	Wayzata	Plymouth	Bassett	4	116
5	4/4	Neill Elementary	Robbinsdale	Crystal	Bassett	3	68
6	4/12	Gleason Lake	Wayzata	Plymouth	Minnehaha	4	92
7	4/30	Meadow Ridge Elementary	Wayzata	Plymouth	Elm	4	116
8	5/1	Meadow Ridge Elementary	Wayzata	Plymouth	Elm	2	58
9	5/3	Oakwood	Wayzata	Plymouth	Minnehaha	3	84
10	5/13&15	Kimberly Lane	Wayzata	Plymouth	Bassett	6	145
11	5/14	Zachary Lane Elementary	Robbinsdale	Plymouth	Bassett	4	96
12	4/30	Northport Elementary	Robbinsdale	Brooklyn Ctr	Shingle	2	45
13	5/14	Forest Elementary	Robbinsdale	Crystal	Shingle	3	83
14	5/21&22	Rush Creek	Osseo	Maple Grove	Elm	5	127
15	9/25	Noble Elementary	Robbinsdale	Golden Valley	Bassett	2	52
16	10/1	Rice Lake	Osseo	Maple Grove	Elm	3	73
17	10/3	Rice Lake	Osseo	Maple Grove	Elm	2	47
18	10/4	Rice Lake	Osseo	Maple Grove	Elm	2	46
19	10/9-10	Elm Creek Elementary	Osseo	Maple Grove	Elm	4	93
20	10/16/19	Monroe Elementary	Anoka-	Brooklyn Park	W. Miss	4	112
21	10/23	FAIR Pilgrim Lane	Robbinsdale	Crystal	Shingle	1	24
22	10/24	SEA	Robbinsdale	Golden Valley	Bassett	3	84
23	10/30	Rogers	Elk River	Rogers	Elm	4	116
24	10/31	Palmer Lake	Osseo	Brooklyn Park	Shingle	3	70
25	11/4-5	Weaver Lake	Osseo	Maple Grove	Elm	4	118
26	11/11	Good Shepherd	Parochial	St. Louis Park	Bassett	2	33
27	11/15	Meadowbrook	Hopkins	Golden Valley	Bassett	2	55
28	11/19-20	Dayton	Anoka-	Dayton	Elm	3	85
29	11/21-22	Oxbow Creek	Anoka-	Champlin	W. Miss	7	191
30	11/25-26	Basswood	Osseo	Maple Grove	Elm	6	161

Total: 103 2681

APPENDIX A – WATERSHED PREP / EDUCATOR ACTIVITY

Table 4. 2019 schools and students participating in Lesson 2: The Incredible Journey

	Date	School	School District		Watershed	Classes	Students
1	2/27	Hassan	Elk River	Rogers	Elm	4	118
2	2/6	Lakeview Elementary	Robbinsdale	Robbinsdale	Shingle	3	61
3	4/3	Neill Elementary	Robbinsdale	Crystal	Bassett	3	68
4	4/23&24	Rush Creek	Osseo	Maple	Elm	5	127
5	29-Apr	Northport Elementary	Robbinsdale	Brooklyn Ctr	Shingle	2	46
6	5/7	Forest Elementary	Robbinsdale	Crystal	Shingle	3	84
7	9/30	Rice Lake	Osseo	Maple	Elm	3	71
8	10/3	Rice Lake	Osseo	Maple	Elm	2	47
9	10/7-8	Elm Creek	Osseo	Maple	Elm	4	92
10	10/14-	Basswood	Osseo	Maple	Elm	6	175
11	10/22	Rogers	Elk River	Rogers	Elm	4	118
12	10/23	FAIR Pilgrim Lane	Robbinsdale	Crystal	Shingle	1	24
13	10/29	Palmer Lake	Osseo	Brooklyn	Shingle	3	68
14	11/6-7	Oxbow Creek	Anoka-	Champlin	W. Miss	7	194
15	11/8	Meadowbrook	Hopkins	Golden	Bassett	3	83
16	11/12	Meadowbrook	Hopkins	Golden	Bassett	2	56
17	11/18-	Dayton	Anoka-	Dayton	Elm	3	84
18					Total	58	1516

Evaluation:

The educators evaluate the success of the Fourth Grade Program by surveying students and teachers about the quality of the program, the learning that was observed, and the performance of the educators. Much of the feedback occurs during and right after the presentations in spontaneous comments.

APPENDIX B – WEBSITE/SOCIAL MEDIA ACTIVITY

Facebook: Eleven posts were “boosted” in 2019 to reach a greater audience. The return was minimal. Likes grew in 2019 by six for a total of 151 likes. The maximum post reach was 211 and maximum post engagements was 92.

APPENDIX C – BUDGET

	2018				2019				2020
	Budget	Revenue	Expense	Balance	Budget	Revenue	Expense	Balance	Budget
Admin/Tech Services Routine tasks, website, social media, meetings, etc	\$16,000	\$8,000	\$10,069	\$0	\$12,000	\$12,000	\$11,599	\$401	\$12,000
Special Projects	8,000	4,000	3,916	5,078	8,000	8,000	3,879	9,199	8,000
Watershed Prep	18,000	9,000	14,659	8,908	16,000	8,382	12,326	4,964	16,000
Resilient Yards Metro Blooms workshops	<i>Billed directly to cities</i>				<i>Billed directly to cities</i>				
TOTAL	\$42,000	\$21,000	\$28,644	\$13,986	\$36,000	\$28,382	\$27,804	\$14,564	\$36,000