

Shingle Creek Watershed Management Commission Treasurer's Report

		2020 Budget	November	December	%age YTD	2020 YTD
REVENUE	%age					
Application Fees		23,000			55.22	12,700.00
Member Assessments		363,590			100.00	363,590.00
Blue Line Extension		1,000			-	-
Interest and Dividends		15,000	12.96		22.19	3,328.31
Education Reimbursement		33,000			54.55	18,000.00
Rain Garden Workshops		8,000			-	-
<i>Transfer to (from) Grants (see following pages)</i>			18,603.96	-		147,547.20
<i>Transfer to (from) CIPs</i>						167,095.10
<i>Transfer to (from) Closed Projects Account</i>						-
TOTAL REVENUE		443,590	18,616.92	-		712,260.61
EXPENSES						
ADMINISTRATION						
Administrative Services		71,000	6,327.31	3,956.08	85.08	60,403.35
Engineering Support		17,000	823.46	1,269.82	56.72	9,642.49
Project Reviews		1,500	27.41	289.62	95.50	1,432.46
Blue Line Extension		500				-
ENGINEERING						
Administration		62,000	2,140.00	3,961.40	107.12	66,413.46
Grant Application Writing		11,500	760.00		99.18	11,405.50
Project Reviews/WCA		45,000	1,906.80	1,057.80	58.12	26,152.30
Blue Line Extension		500				-
TMDL 5 Year Reviews		12,000			72.61	8,713.70
LEGAL - Legal Services		6,000	442.20	442.20	76.24	4,574.20
MISCELLANEOUS						
Bookkeeping		7,000	157.30	275.60	98.25	6,877.60
Audit		6,500			92.31	6,000.00
Insurance & Bonding		3,100			104.26	3,232.00
Meeting Expense		5,000			23.14	1,157.01
PROGRAMS						
Stream Monitoring		35,000	3,258.36	2,720.06	89.99	31,495.95
Stream Monitoring (USGS)		4,500	3,800.00		84.44	3,800.00
Lake Monitoring		24,000	368.90		105.88	25,410.71
Citizen Assisted Lake Monitoring (CAMP)		3,800	157.60	96.93	52.95	2,012.24
Volunteer Wetland Monitoring (WHEP)		2,000			-	-
Volunteer Stream Monitoring (River Watch)		1,000			-	-
Annual Monitoring Report		16,000	700.70		104.74	16,759.19
Water Quality Education						
Education Program		15,000	768.83	234.60	94.40	14,159.84
Education Grants		500			-	-
WMWA General Programs		20,000	613.84	740.68	35.12	7,023.88
WMWA Special Projects		6,500			-	-
WMWA Ed/Watershed Prep		18,000	306.90	816.95	30.82	5,546.70
Rain Garden Workshops		8,000			-	-
Management Plan/Amendments		1,000			29.21	292.09
Subwatershed BMP Assessment		20,000				-
Flood Modeling and Mapping		0	12,564.00	12,502.90		51,504.70
<i>Transfer to (from) Grants (see following pages)</i>			7,235.91	136,866.46		242,145.25
<i>Transfer to (from) CIPs</i>			38.80	360.10		58,834.38
<i>Transfer to (from) Partnership BMP Retrofits Fund</i>						43,510.00
<i>Transfer to (from) Closed Projects Account</i>						10,474.68
<i>To/From Reserves</i>		19,690				
TOTAL OPERATING EXPENSE		443,590	42,398.32	165,591.20		718,973.68
CASH SUMMARY						
4M Fund Balance at 12/31/19						463,980.58
Plus Revenue Received 2020 to date						897,098.42
Minus Claims Approved to Date						(584,372.68)
Minus Claims Presented Current Month						(165,591.20)
Fund Balance			776,706.32			611,115.12

Shingle Creek Watershed Management Commission Treasurer's Report

	Total Grant	November	December	%age YTD	YTD
GRANTS					
Bass/Pomerleau Lakes Internal Load Reduction (BWSR C18)	267,040				
Revenue					106,816.00
Expense		1,493.60	131,007.48		181,374.60
Balance		(1,493.60)	(131,007.48)		(74,558.60)
BWSR Watershed Based Funding	103,571				
Revenue					-
Expense					-
Balance		-	-		-
SRP Reduction Project	72,170				
Revenue		3,135.51			12,005.24
Expense		5,187.81	3,679.28		27,313.55
Balance		(2,052.30)	(3,679.28)		(15,308.31)
Crystal Lake Management Plan (MPCA)					
Revenue		15,468.45			22,803.06
Expense		554.50	2,179.70		33,457.10
Balance		14,913.95	(2,179.70)		(10,654.04)
MN DNR Floodplain Modeling & Mapping	50,000				
Revenue					5,922.90
Expense					-
Balance		-	-		5,922.90
TOTAL GRANTS					
Revenue		18,603.96	-		147,547.20
Expense		7,235.91	136,866.46		242,145.25
Balance		11,368.05	(136,866.46)		(94,598.05)

**Shingle Creek Watershed Management Commission Treasurer's Report
Capital Improvement Project Tracking**

CIPs	Amount	%age	Jan 2020	Feb 2020	Mar 2020	Apr 2020	May 2020	Jun 2020	Jul 2020	Aug 2020	Sep 2020	Oct 2020	Nov 2020	Dec 2020	2020 TOTAL	GRAND TOTAL
Ad Valorem 2007 - Maple Grove Pond 51		77.519														COMPLETE
Ad Valorem 2007 - Wincrest Pond		22.481														COMPLETE
Ad Valorem 2008 - Twin Oak Pond		72.093														COMPLETE
Ad Valorem 2008 - 639W Wetland Feas		27.907														COMPLETE
Ad Valorem 2009 - Crystal Lake		100.00														COMPLETE
Ad Valorem 2010 - New Hope 45th Avenue Pond		13.693														COMPLETE
Ad Valorem 2010 - Stream Stabilization I-94 to CR10		21.162														COMPLETE
Ad Valorem 2010 - Minneapolis Greenway	250,000	41.494														COMPLETE
Ad Valorem 2011 - Connections at SC	87,500	100.00														COMPLETE
CIP 2012 -New Hope Bass Ck Bk Stabiliz	17,500	100.00														COMPLETE
CIP 2014 -(Now 2018-06)Bass/Pomerleau Al	210,000	80.77														TO 2018-06
CIP 2014 -Cost Share Projects Retrofit	50,000	19.23														TO CS FUND
2015-01 Cost Share Retrofit Projects	100,000	31.50														TO CS FUND
2015-02 DO Reaeeration Project	42,500	13.38														CANCELLED
2015-03 Twin Lake Carp Management	125,000	39.37														
Revenue															-	125,184.32
Expense															-	120,824.58
Balance			-	-	-	-	-	-	-	-	-	-	-	-	-	4,359.74
Tfer FROM Biochar CIP																5,919.49
2019 TLC Follow-up Expense																59.40
2019 Balance Restricted for TLC Follow-up																10,219.83
2020 TLC Follow-up Expense				17.83	697.90	524.40	1,941.18	4,335.48	289.43			50.40	38.80	58.60	7,954.02	7,954.02
2020 Balance				(17.83)	(697.90)	(524.40)	(1,941.18)	(4,335.48)	(289.43)	-	-	(50.40)	(38.80)	(58.60)		2,265.81
2015-05 Private BMP Retrofits	50,000	15.75														TO PTNR FUND
2016-01 Cost Share Retrofit Projects	101,000	27.78														TO CS FUND
2016-02 Biochar Project	212,000	58.33														
Revenue															-	210,003.41
Expense															-	199,083.92
Balance																10,919.49
Tfer all but \$5k to TL Carp Follow-up																5,919.49
\$5000 for Biochar Ongoing Management																5,000.00
2019 Ongoing Management Expense																1,097.63
2019 Balance Restricted for Ongoing Mgt																3,902.37
2020 Ongoing Management Expense															-	-
2020 Balance for Ongoing Management																3,902.37
2016-03 Priority BMP Retrofits	50,500	13.89														TO PTNR FUND
2017-01 City Cost Share BMP Projects	106,050	66.67														TO CS FUND
2017-03 Private Cost Share BMP Projects	53,025	33.33														TO PTNR FUND
2018-01 City Cost Share BMP Projects	106,050	22.10														TO CS FUND
2018-02 Private Cost Share BMP Projects	53,025	11.05														TO PTNR FUND
2018-03 Becker Park Infiltration	265,125	55.24														
2018-04 SRP Reduction Project	55,700	11.61														
Revenue									524.61						524.61	55,718.60
Expense															-	36,341.71
Balance			-	-	-	-	-	-	524.61	-	-	-	-	-	524.61	19,376.89

**Shingle Creek Watershed Management Commission Treasurer's Report
Capital Improvement Project Tracking**

CIPs	Amount	%age	Jan 2020	Feb 2020	Mar 2020	Apr 2020	May 2020	Jun 2020	Jul 2020	Aug 2020	Sep 2020	Oct 2020	Nov 2020	Dec 2020	2020 TOTAL	GRAND TOTAL
2018-06 Bass/Pomerleau Alum (was 2014)																
Revenue (CIP 2014 bal tferred to Closed Proj in 2018)															-	144,294.17
Expense (paid from Closed Project)															-	119.40
Payment to City Plymouth 12/19 from Closed Project															-	111,392.92
Balance in Closed Project Acct			-	-	-	-	-	-	-	-	-	-	-	-	-	32,781.85
2019-01 City Cost Share BMP Projects	106,050	19.11														
Revenue									31,828.29						31,828.29	31,828.29
Expense															-	128.47
Balance			-	-	-	-	-	-	31,828.29	-	-	-	-	-	31,828.29	31,699.82
2019-02 Private Cost Share BMP Projects	56,050	10.10														
Revenue									16,821.96						16,821.96	16,821.96
Expense															-	128.47
Payment to Twin Lake North Association								43,510.00							43,510.00	43,510.00
Balance			-	-	-	-	-	(43,510.00)	16,821.96	-	-	-	-	-	(26,688.04)	(26,816.51)
2019-03 Crystal Lake Management Plan	392,915	70.79														
Revenue									117,920.24						117,920.24	117,920.24
Expense															-	128.47
Balance			-	-	-	-	-	-	117,920.24	-	-	-	-	-	117,920.24	117,791.77
2020-01 City Cost Share BMP Projects	106,050															
Revenue															-	-
Expense											96.47				96.47	96.47
Balance			-	-	-	-	-	-	-	-	(96.47)	-	-	-	(96.47)	(96.47)
2020-02 Connections II Stream Restoration																
Revenue															-	-
Expense											96.48				96.48	96.48
Balance			-	-	-	-	-	-	-	-	(96.48)	-	-	-	(96.48)	(96.48)
2020-03 Plymouth Enhanced Street Sweeper																
Revenue															-	-
Expense											96.48			301.50	397.98	397.98
Balance			-	-	-	-	-	-	-	-	(96.48)	-	-	(301.50)	(397.98)	(397.98)
2020-04 Meadow Lake Management Plan																
Revenue															-	-
Expense											96.48				96.48	96.48
Balance			-	-	-	-	-	-	-	-	(96.48)	-	-	-	(96.48)	(96.48)
2020-05 Bass Creek Restoration																
Revenue															-	-
Expense											96.48				96.48	96.48
Balance			-	-	-	-	-	-	-	-	(96.48)	-	-	-	(96.48)	(96.48)
2020-06 Private Cost Share BMP Projects																
Revenue															-	-
Expense											96.47				96.47	96.47
Balance			-	-	-	-	-	-	-	-	(96.47)	-	-	-	(96.47)	(96.47)
TOTAL CIP																
Revenue			-	-	-	-	-	-	167,095.10	-	-	-	-	-	167,095.10	2,044,730.48
Expense			-	17.83	697.90	524.40	1,941.18	4,335.48	289.43	-	578.86	-	-	-	8,834.38	446,591.48
From Closed Project Acct															-	5,650.47
Payment								43,510.00							43,510.00	704,939.48
Balance			-	(17.83)	(697.90)	(524.40)	(1,941.18)	(47,845.48)	166,805.67	-	(578.86)	(50.40)	(38.80)	(58.60)	122,704.74	898,850.03

Kennedy & Graven, Chartered

150 South Fifth Street, Suite 700
Minneapolis, MN 55402

(612) 337-9300
41-1225694

November 16, 2020
Statement No. 158017

Shingle Creek Watershed Management Commission

Judie Anderson

JASS - Watershed Administrators
3235 Fernbrook Lane
Plymouth, MN 55447

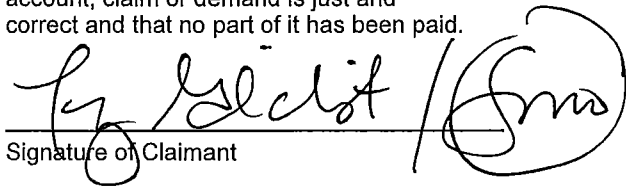
Through October 31, 2020

SH220-00001 General

422.10

Total Current Billing: 422.10

I declare, under penalty of law, that this
account, claim or demand is just and
correct and that no part of it has been paid.



Signature of Claimant

Kennedy & Graven, Chartered

150 South Fifth Street, Suite 700
Minneapolis, MN 55402

Shingle Creek Watershed

Judie Anderson

October 31, 2020

SH220-00001 General

Through October 31, 2020

For All Legal Services As Follows:

			Hours	Amount
10/1/2020	TJG	Continue work on cooperative agreement regarding Plymouth street sweeper	0.40	80.40
10/2/2020	TJG	Finalize the agreement and email it to Diane S for review; revise agreement per comments from Diane and Ed; email revised agreement	0.90	180.90
10/5/2020	TJG	Email exchange regarding street sweeper project; revise the agreement and send	0.20	40.20
10/8/2020	TJG	Prepare for and participate in meeting	0.60	120.60
Total Services:			\$	422.10
Total Services and Disbursements:			\$	422.10

Kennedy & Graven, Chartered

150 South Fifth Street, Suite 700
Minneapolis, MN 55402

(612) 337-9300

41-1225694

December 7, 2020

Statement No. 158500

Shingle Creek Watershed Management Commission

Judie Anderson

JASS - Watershed Administrators
3235 Fernbrook Lane
Plymouth, MN 55447

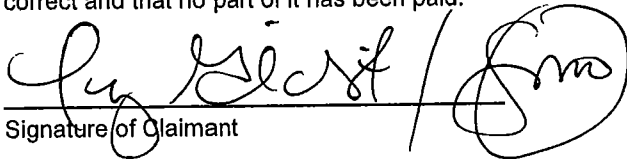
Through November 30, 2020

SH220-00001 General

321.60

Total Current Billing: 321.60

I declare, under penalty of law, that this account, claim or demand is just and correct and that no part of it has been paid.



Signature of Claimant

Kennedy & Graven, Chartered

150 South Fifth Street, Suite 700
Minneapolis, MN 55402

Shingle Creek Watershed
Judie Anderson

November 30, 2020

SH220-00001 General

Through November 30, 2020

For All Legal Services As Follows:

			Hours	Amount
11/12/2020	TJG	Prepare for and participate in meeting	1.60	321.60
			Total Services:	\$ 321.60
			Total Services and Disbursements:	\$ 321.60

Invoice

December 7, 2020
Invoice No: 12008335



Ms. Judie Anderson
Shingle Creek Watershed Management Commission
3235 Fernbrook Lane
Plymouth, MN 55447

Responsive partner.
Exceptional outcomes.

Project Manager Edward Matthiesen

Project B001240-20-220 2020 General Engineering - Shingle Creek

Professional Services Through November 30, 2020

Phase 01 2020 General Engineering

2020 General Engineering

Professional Personnel

	Hours	Rate	Amount
Kemmitt, Katie	.70	99.00	69.30
Matthiesen, Edward	10.00	200.00	2,000.00
Mullen, Ross	1.10	160.00	176.00
Shoemaker, Todd	1.00	200.00	200.00
Spector, Diane	7.50	200.00	1,500.00
Totals	20.30		3,945.30
Total Labor			3,945.30

Reimbursable Expenses

Mileage - Reimbursable	16.10
Total Reimbursables	16.10 16.10

Phase Total \$3,961.40

Total Invoice Amount \$3,961.40

	Current	Prior	Total
Billing Summary	3,961.40	62,452.06	66,413.46

Invoice

December 7, 2020
Invoice No: 12008336



Ms. Judie Anderson
Shingle Creek Watershed Management Commission
3235 Fernbrook Lane
Plymouth, MN 55447

Responsive partner.
Exceptional outcomes.

Project Manager Edward Matthiesen

Project B001240-20-224 2020 Project Reviews - Shingle Creek

Professional Services Through November 30, 2020

Phase 01 General Project Reviews

General Project Reviews

Professional Personnel

	Hours	Rate	Amount
Matthiesen, Edward	.90	200.00	180.00
Spector, Diane	1.20	200.00	240.00
Totals	2.10		420.00

Total Labor

420.00

Phase Total

\$420.00

Phase 02 WCA

WCA

Professional Personnel

	Hours	Rate	Amount
Dietrich, Meaghan	1.00	123.00	123.00
Totals	1.00		123.00

Total Labor

123.00

Phase Total

\$123.00

Phase 14 Hartkopf Park

Hartkopf Park

Professional Personnel

	Hours	Rate	Amount
Kemmitt, Katie	1.80	99.00	178.20
Totals	1.80		178.20

Total Labor

178.20

Phase Total

\$178.20

Phase 15 Lakeland Park

Lakeland Park

Professional Personnel

	Hours	Rate	Amount
Kemmitt, Katie	1.70	99.00	168.30
Totals	1.70		168.30

Total Labor

168.30

Phase Total

\$168.30

INVOICES ARE DUE UPON PRESENTATION. Subject to 1-1/2% 18% Annum interest/finance charge. Please reference the invoice number when sending payment. Federal Tax ID #41-1520095 -Wenck Associates, Inc.-1800 Pioneer Creek Center PO Box 249- Maple Plain, MN 55359-0249 Toll Free:800-472-2232 Main:763-479-4200 E-mail:accounting@wenck.com Web www.wenck.com

Project	B001240-20-224	2020 Project Reviews - Shingle Creek	Invoice	12008336
---------	----------------	--------------------------------------	---------	----------

Phase 16 Norwood Park
 Norwood Park

Professional Personnel

	Hours	Rate	Amount	
Kemmitt, Katie	1.70	99.00	168.30	
Totals	1.70		168.30	
Total Labor				168.30
		Phase Total		\$168.30
		Total Invoice Amount		\$1,057.80

Billing Summary	Current	Prior	Total
	1,057.80	25,094.50	26,152.30

Invoice



December 7, 2020
Invoice No: 12008329

Ms. Judie Anderson
Shingle Creek Watershed Management Commission
3235 Fernbrook Lane
Plymouth, MN 55447

Responsive partner.
Exceptional outcomes.

Project Manager Eileen Weigel

Project B001240-18-201 Shingle Creek HUC 8 Model Update

Professional Services Through November 30, 2020

Phase 03 Hydrologic Analysis

Hydrologic Analysis

Professional Personnel

	Hours	Rate	Amount	
Megow, Erik	.50	145.00	72.50	
Totals	.50		72.50	
Total Labor				72.50
				Phase Total
				\$72.50

Phase 04 Hydraulic Analysis - Detailed Areas

Hydraulic Analysis - Detailed Areas

Professional Personnel

	Hours	Rate	Amount	
Barth, Brendan	70.50	108.00	7,614.00	
Megow, Erik	.20	145.00	29.00	
Mullen, Ross	29.80	158.00	4,708.40	
Totals	100.50		12,351.40	
Total Labor				12,351.40
				Phase Total
				\$12,351.40

Phase 06 GIS Work and Mapping

GIS Work and Mapping

Professional Personnel

	Hours	Rate	Amount	
Weigel, Eileen	.50	158.00	79.00	
Totals	.50		79.00	
Total Labor				79.00
				Phase Total
				\$79.00

Total Invoice Amount \$12,502.90

	Current	Prior	Total
Billing Summary	12,502.90	74,940.90	87,443.80

INVOICES ARE DUE UPON PRESENTATION. Subject to 1-1/2% 18% Annum interest/finance charge. Please reference the invoice number when sending payment. Federal Tax ID #41-1520095 -Wenck Associates, Inc.-1800 Pioneer Creek Center PO Box 249- Maple Plain, MN 55359-0249 Toll Free:800-472-2232 Main:763-479-4200 E-mail:accounting@wenck.com Web www.wenck.com

Invoice

December 7, 2020
Invoice No: 12008333



Ms. Judie Anderson
Shingle Creek Watershed Management Commission
3235 Fernbrook Lane
Plymouth, MN 55447

Responsive partner.
Exceptional outcomes.

Project Manager Diane Spector

Project B001240-20-218 2020 CAMP
Professional Services Through November 30, 2020
Professional Personnel

	Hours	Rate	Amount	
Hyams, Aaron	.60	64.00	38.40	
Stone, Alicia	.60	87.00	52.20	
Totals	1.20		90.60	
Total Labor				90.60

Reimbursable Expenses

Mileage - Reimbursable			6.33	
Total Reimbursables			6.33	6.33

Total Invoice Amount \$96.93

	Current	Prior	Total
Billing Summary	96.93	1,915.31	2,012.24

Invoice

December 7, 2020
Invoice No: 12008337



Ms. Judie Anderson
Shingle Creek Watershed Management Commission
3235 Fernbrook Lane
Plymouth, MN 55447

Responsive partner.
Exceptional outcomes.

Project Manager Diane Spector

Project B001240-20-225 2020 Stream Monitoring

Professional Services Through November 30, 2020

Professional Personnel

	Hours	Rate	Amount	
Hyams, Aaron	16.20	64.00	1,036.80	
Kemmitt, Katie	8.40	99.00	831.60	
Mueller, Kevin	1.50	148.00	222.00	
Omodt, Nicholas	.40	99.00	39.60	
Stone, Alicia	3.00	87.00	261.00	
Totals	29.50		2,391.00	
Total Labor				2,391.00

Outside Services

RMB Environmental Laboratories, Inc.			248.00	
Outside Services Total			248.00	248.00

Reimbursable Expenses

Mileage - Reimbursable			31.06	
Total Reimbursables			31.06	31.06

Unit Billing

01-Data Sonde - Hydrolab				50.00
--------------------------	--	--	--	--------------

Total Invoice Amount \$2,720.06

	Current	Prior	Total
Billing Summary	2,720.06	28,775.89	31,495.95

Invoice



December 7, 2020
Invoice No: 12008334

Ms. Judie Anderson
Shingle Creek Watershed Management Commission
3235 Fernbrook Lane
Plymouth, MN 55447

Responsive partner.
Exceptional outcomes.

Project Manager Diane Spector

Project B001240-20-219 2020 Education and Outreach

Professional Services Through November 30, 2020

Phase 01 General Education

General Education

Professional Personnel

	Hours	Rate	Amount	
Spector, Diane	1.80	200.00	360.00	
Totals	1.80		360.00	
Total Labor				360.00
				Phase Total
				\$360.00

Phase 02 WMWA
WMWA

Professional Personnel

	Hours	Rate	Amount	
Spector, Diane	1.00	200.00	200.00	
Totals	1.00		200.00	
Total Labor				200.00
				Phase Total
				\$200.00

Total Invoice Amount \$560.00

Billing Summary	Current	Prior	Total
	560.00	25,509.40	26,069.40

SC Education - 180 -
 WMWA - 200 -

 380 -

Wm Education - 180 -

INVOICES ARE DUE UPON PRESENTATION. Subject to 1-1/2% 18% Annum interest/finance charge. Please reference the invoice number when sending payment. Federal Tax ID #41-1520095 -Wenck Associates, Inc.-1800 Pioneer Creek Center PO Box 249- Maple Plain, MN 55359-0249 Toll Free:800-472-2232 Main:763-479-4200 E-mail:accounting@wenck.com Web www.wenck.com

Invoice

December 7, 2020
Invoice No: 12008328



Ms. Judie Anderson
Shingle Creek Watershed Management Commission
3235 Fernbrook Lane
Plymouth, MN 55447

Responsive partner.
Exceptional outcomes.

Project Manager Diane Spector

Project B001240-18-200 Bass and Pomerleau Lakes Alum Treatment

Professional Services Through November 30, 2020

Phase 01 Technical Services

Technical Services

Professional Personnel

	Hours	Rate	Amount
Kemmitt, Katie	1.60	97.00	155.20
Matthiesen, Edward	.10	198.00	19.80
Omodt, Nicholas	1.20	97.00	116.40
Spector, Diane	2.00	198.00	396.00
Totals	4.90		687.40
Total Labor			687.40
		Phase Total	\$687.40

Phase 03 Follow-up Coring

Follow-up Coring

Outside Services

Pace Analytical Services, Inc.		1,848.00	
Outside Services Total		1,848.00	1,848.00
		Phase Total	\$1,848.00

Phase 04 SAV Surveys and Permitting

SAV Surveys and Permitting

Professional Personnel

	Hours	Rate	Amount
Omodt, Nicholas	.60	97.00	58.20
Totals	.60		58.20
Total Labor			58.20
		Phase Total	\$58.20

Total Invoice Amount \$2,593.60

	Current	Prior	Total
Billing Summary	2,593.60	90,295.55	92,889.15

INVOICES ARE DUE UPON PRESENTATION. Subject to 1-1/2% 18% Annum interest/finance charge. Please reference the invoice number when sending payment. Federal Tax ID #41-1520095 -Wenck Associates, Inc.-1800 Pioneer Creek Center PO Box 249- Maple Plain, MN 55359-0249 Toll Free:800-472-2232 Main:763-479-4200 E-mail:accounting@wenck.com Web www.wenck.com

Invoice



December 7, 2020
Invoice No: 12008330

Ms. Judie Anderson
Shingle Creek Watershed Management Commission
3235 Fernbrook Lane
Plymouth, MN 55447

Responsive partner.
Exceptional outcomes.

Project Manager Diane Spector

Project B001240-19-212 Shingle Creek SRP Reduction Project

Professional Services Through November 30, 2020

Phase 02 Filter Installation

Filter Installation

Professional Personnel

	Hours	Rate	Amount	
Project Manager				
Spector, Diane	7.30	137.52	1,003.90	
Scientist II				
Kallio, Brian	4.60	97.48	448.41	
Scientist III				
Spector, Diane	5.80	137.52	797.62	
Totals	17.70		2,249.93	
Total Labor				2,249.93
				Phase Total \$2,249.93

Phase 04 Evaluation

Evaluation

Professional Personnel

	Hours	Rate	Amount	
Scientist II				
Kallio, Brian	1.70	97.48	165.72	
Totals	1.70		165.72	
Total Labor				165.72
				Phase Total \$165.72

Phase 05 Information Sharing

Information Sharing

Professional Personnel

	Hours	Rate	Amount	
Project Manager				
Spector, Diane	5.80	137.52	797.62	
Scientist II				
Kallio, Brian	4.30	97.48	419.16	
Totals	10.10		1,216.78	
Total Labor				1,216.78
				Phase Total \$1,216.78

Phase 06 Semiannual/Annual Reports

Semiannual/Annual Reports

INVOICES ARE DUE UPON PRESENTATION. Subject to 1-1/2% 18% Annum interest/finance charge. Please reference the invoice number when sending payment. Federal Tax ID #41-1520095 -Wenck Associates, Inc.-1800 Pioneer Creek Center PO Box 249- Maple Plain, MN 55359-0249 Toll Free:800-472-2232 Main:763-479-4200 E-mail:accounting@wenck.com Web www.wenck.com

Professional Personnel

	Hours	Rate	Amount	
Scientist I				
Kemmitt, Katie	.60	78.09	46.85	
Totals	.60		46.85	
Total Labor				46.85
				Phase Total
				\$46.85
				Total Invoice Amount
				\$3,679.28

	Current	Prior	Total
Billing Summary	3,679.28	114,136.59	117,815.87

Invoice

December 7, 2020
Invoice No: 12008331



Ms. Judie Anderson
Shingle Creek Watershed Management Commission
3235 Fernbrook Lane
Plymouth, MN 55447

Responsive partner.
Exceptional outcomes.

Project Manager Diane Spector

Project B001240-19-214 2019 Twin Lake Carp Management

Professional Services Through November 30, 2020

Phase 01 Carp & SAV Management

Carp & SAV Management

Professional Personnel

	Hours	Rate	Amount	
Matthiesen, Edward	.10	198.00	19.80	
Omodt, Nicholas	.40	97.00	38.80	
Totals	.50		58.60	
Total Labor				58.60
				Phase Total
				\$58.60
				Total Invoice Amount
				\$58.60

	Current	Prior	Total
Billing Summary	58.60	11,861.27	11,919.87

Invoice

December 7, 2020
Invoice No: 12008332



Ms. Judie Anderson
Shingle Creek Watershed Management Commission
3235 Fernbrook Lane
Plymouth, MN 55447

Responsive partner.
Exceptional outcomes.

Project Manager Diane Spector

Project B001240-20-216 Crystal Lake Management Plan

Professional Services Through November 30, 2020

Phase 01A Dosing
Dosing

Outside Services

Pace Analytical Services, Inc.	792.00	
Outside Services Total	792.00	792.00
Phase Total		\$792.00

Phase 02A Carp Assessment & Tracking
Carp Assessment & Tracking

Professional Personnel

	Hours	Rate	Amount
Omodt, Nicholas	2.00	99.00	198.00
Totals	2.00		198.00
Total Labor			198.00
Phase Total			\$198.00

Phase 03A SAV Surveys
SAV Surveys

Professional Personnel

	Hours	Rate	Amount
Omodt, Nicholas	3.40	99.00	336.60
Totals	3.40		336.60
Total Labor			336.60
Phase Total			\$336.60

Phase 04 Semi-annual & Final Report
Semi-annual & Final Report


Professional Personnel

	Hours	Rate	Amount
Hyams, Aaron	.80	64.00	51.20
Kemmitt, Katie	3.80	99.00	376.20
Omodt, Nicholas	4.30	99.00	425.70
Totals	8.90		853.10
Total Labor			853.10
Phase Total			\$853.10

INVOICES ARE DUE UPON PRESENTATION. Subject to 1-1/2% 18% Annum interest/finance charge. Please reference the invoice number when sending payment. Federal Tax ID #41-1520095 -Wenck Associates, Inc.-1800 Pioneer Creek Center PO Box 249- Maple Plain, MN 55359-0249 Toll Free:800-472-2232 Main:763-479-4200 E-mail:accounting@wenck.com Web www.wenck.com

Project	B001240-20-216	Crystal Lake Management Plan	Invoice	12008332
			Total Invoice Amount	\$2,179.70

Billing Summary	Current	Prior	Total
	2,179.70	31,277.40	33,457.10



3235 Fernbrook Lane
Plymouth MN 55447

Shingle Creek / West Mississippi Watershed Management Commissions
3235 Fernbrook Lane
Plymouth, MN 55447

December 7, 2020

	Share	G/L	Shingle Creek			West Mississippi			Total Project Area	
			SC	WM		SC	WM	SC	WM	
Administrative		53001	0.08	60.00	4.80	0.08	60.00	4.80		
Administrative	70-30	53001		60.00	-		60.00	-		
Administrative		53001	12.41	65.00	806.65	2.02	65.00	131.30		
Administrative	70-30	53001	24.47	65.00	1,113.39		65.00	477.17		
Annual Reporting		53001		65.00	-		65.00	-		
Admin - Offsite		53001		70.00	-		70.00	-		
Admin - virtual meeting	70-30	53001		70.00	-		70.00	-		
Office Support	70-30	53001	12.00	200.00	1,680.00		200.00	720.00		
Data Processing/File Mgmt		53001		55.00	-		55.00	-		
Data Processing/File Mgmt		53001		60.00	-		60.00	-		
Data Processing/File Mgmt	70-30	53001	0.66	60.00	27.72		60.00	11.88		
Admin Reimbursables		53001	323.52	1.00	323.52	144.83	1.00	144.73	3,956.075	1,489.875
Bookkeeping		54022	4.24	65.00	275.60	3.00	65.00	195.00		
Audit Prep		54022		60.00	-		60.00	-		
Audit Prep		54022		65.00	-		65.00	-	275.600	195.000
Project / WCA Reviews - Admin		53002	3.91	65.00	254.15	3.91	65.00	254.15		
Project Reviews - File Mgmt		53002		55.00	-		55.00	-		
Reimbursable Expenses		53002	35.47	1.00	35.47	34.86	1.00	34.86	289.620	289.010
Education - Admin	50-50	57008	1.00	65.00	32.50		60.00	32.50		
Education - Admin - virtual	50-50	57008		70.00	-		70.00	-		
Education Grant	50-50	57007		65.00	-		65.00	-		
Website	50-50	57008		60.00	-		55.00	-		
Website	50-50	57008	0.58	65.00	18.85		60.00	18.85		
Education Reimbursables	50-50	57008	3.25	1.00	3.25	3.25	1.00	3.25	54.600	54.600
Engineering Support - Admin		53004		55.00	-		55.00	-		
Engineering Support - Admin		53004	8.75	65.00	568.75		65.00	-		
Engineering Support - Offsite		53004		70.00	-		70.00	-		
Engineering Support - Secre	70-30	53004		60.00	-		60.00	-		
Engineering Support - Admin	70-30	53004	3.00	65.00	136.50		60.00	58.50		
Engineering Support - virtual	70-30	53004	4.17	70.00	204.33		70.00	87.57		
Engineering Support Reimbursable:	70-30	53004	360.24	1.00	360.24	102.56	1.00	102.56	1,269.820	248.630
					5,845.72			2,277.12	5,845.715	2,277.115



Adding Quality to Life

December 7, 2020

Judie Anderson, JASS
Shingle Creek Watershed Management Commission
3235 Fernbrook Lane North
Plymouth, MN 55447

SUBJECT: Bass & Pomerleau Lakes Alum Treatment Project

Dear Ms. Anderson,

Enclosed/attached you will find treatment areas and payment documentation totaling \$128,413.88 to date for the implementation of the Bass and Pomerleau Lakes Alum Treatment Project in Plymouth. Per the "Cooperative and Subgrant Agreement for Bass and Pomerleau Lakes Alum Treatment Project" between the City of Plymouth and the Shingle Creek Watershed Management Commission, the City is requesting reimbursement of \$128,413.88 for this project.

The City is grateful for the partnership with the Shingle Creek Watershed Management Commission on water quality improvements and protections.

Sincerely,

Ben Scharenbroich
Water Resources Supervisor

enc

OK to pay
Anderson
12-7-2020





**Regular City
Council**

November 10, 2020

To: Dave Callister, City Manager

Prepared by: Ben Scharenbroich, Interim Water Resources Manager

Reviewed by: Michael Thompson, Public Works Director

Item: **Approve payment No. 1 and final for the Bass and Pomerleau Alum Treatment Project (WR-20-0008 - Res2020-295)**

1. Action Requested:

Adopt attached resolution approving payment No. 1 and final for the Bass and Pomerleau Alum Treatment Project (WR-20-0008).

2. Background:

This project involved targeted in-lake alum treatment for both lakes as an internal phosphorus loading management practice. The alum treatment is expected to reduce the internal phosphorus loading in both lakes which should result in improved water quality and clarity. The was completed in partnership with the Shingle Creek Watershed Management Commission and completes the in-lake alum treatments proposed for the lakes. The work on the Bass and Pomerleau Lakes Alum Treatment Project has been completed and certified as meeting project specifications by the Shingle Creek Watershed Management Commission.

3. Budget Impact:

The project is fully funded through Shingle Creek Watershed Management Commission grant funds. The \$128,413.88 will be funded by the Water Resources fund and then 100% reimbursed by the SCWMC per the approved cooperative and sub-grant agreement.

4. Attachments:

Request for Payment No. 1 and Final
2020 Bass Lake Alum Treatment Map
2020 Pomerleau Lake Alum Treatment Map
Resolution 2020-295



Request For Payment

Date: October 16, 2020

For Period

PO No: _____

From: 10/1/2020 To: 10/16/2020

Project No: WR-20-0008

Specified Contract Completion

Project: Bass and Pomerleau Lakes Alum Treatment Proj

Date: October 15, 2020

Contractor: HAB Aquatic Solutions

Address: 735 S. 56th Street, Suite 2

Lincoln, NE 68510

Request for Payment No: 1&Final

Summary:

1. Original Contract Amount		\$	<u>128,413.88</u>
2. Change Order - Addition		\$	<u>-</u>
3. Change Order - Deduction		\$	<u>-</u>
4. Revised Contract Amount		\$	<u>128,413.88</u>
5. Value Completed to Date		\$	<u>128,413.88</u>
6. Material on Hand		\$	<u>-</u>
7. Amount Earned		\$	<u>128,413.88</u>
8. Less Retainage	Amount: <u>0%</u>	\$	<u>-</u>
9. Less Liquidated Damages		\$	<u>-</u>
10. Sub-Total		\$	<u>128,413.88</u>
11. Less Amount Paid Previously		\$	<u>-</u>
12. Amount Due This Request For Payment No: <u>1&Final</u>		\$	<u>128,413.88</u>

Approved By: (ENGINEER)

By: [Signature] 10-30-2020

Approved By: (CONTRACTOR)

By: [Signature]

By: _____

OWNER Approval

By: [Signature] 10-30-2020

By: _____



Bass and Pomerleau Lakes Alum Treatment Project
 City Project WR-20-0008
 Payment Estimate No. 1 & FINAL
 Period: 10/1/2020 to 10/16/2020

NO.	ITEM	UNIT	EST QTY	UNIT PRICE	QUANTITY COMPLETED THIS PERIOD	VALUE COMPLETED THIS PERIOD	QUANTITY COMPLETED TO DATE	VALUE COMPLETED TO DATE	ESTIMATED BID QUANTITY	PERCENT COMPLETE
SCHEDULE A - BASS LAKE										
1	MOBILIZATION	L.S.	1	\$ 15,207.00	1.00	\$ 15,207.00	1.00	\$ 15,207.00	1	100%
2	SITE RESTORATION	L.S.	1	\$ 500.00	1.00	\$ 500.00	1.00	\$ 500.00	1	100%
3	TRAFFIC CONTROL	L.S.	1	\$ 500.00	1	\$ 500.00	1.00	\$ 500.00	1	100%
4	LIQUID ALUMINUM SULFATE APPLICATION	GAL	27,611	\$ 2.16	27,611	\$ 59,639.76	27,611	\$ 59,639.76	27,611	100.00%
SCHEDULE B - POMERLEAU LAKE										
1	MOBILIZATION	L.S.	1	\$ 10,566.00	1.00	\$ 10,566.00	1.00	\$ 10,566.00	1	100%
2	SITE RESTORATION	L.S.	1	\$ 500.00	1.00	\$ 500.00	1.00	\$ 500.00	1	100%
3	TRAFFIC CONTROL	L.S.	1	\$ 500.00	1.00	\$ 500.00	1.00	\$ 500.00	1	100%
4	LIQUID ALUMINUM SULFATE APPLICATION	GAL	18,982	\$ 2.16	18,982	\$ 41,001.12	18,982	\$ 41,001.12	18,982	100%

AMOUNT EARNED PAYMENT 1 & Final \$ 128,413.88
 RETAINAGE \$ -
 AMOUNT DUE PAYMENT 1 & Final \$ 128,413.88


\$ 128,413.88	AMOUNT EARNED TO DATE
\$ -	TOTAL RETAINAGE
\$ 128,413.88	CONTRACT AMOUNT
100.00%	PERCENT COMPLETE

**West Mississippi Watershed Management Commission
Treasurer's Report**

	2020 Budget	November	December	%age YTD	2020 YTD
REVENUE					
Application Fees	18,000			73.89	13,300.00
Member Assessments	153,600			100.00	153,600.00
Blue Line Extension	1,000				-
Interest & Dividend Income	5,000	9.82		49.23	2,461.61
Miscellaneous Income					-
<i>Transfer to (from) CIPs (see CIP Tracker page)</i>					27,632.85
<i>To (From) Reserve</i>					-
TOTAL REVENUE	177,600	9.82	-		196,994.46
EXPENSES					
ADMINISTRATION					
Administrative Services	31,000	5,029.29	1,489.87	96.41	29,888.33
Engineering Support	4,500	213.17	248.63	69.54	3,129.40
Project Reviews	1,500		289.01	77.04	1,155.60
Blue Line Extension	500				
ENGINEERING					
Administration	31,000	520.00	2,352.60	108.25	33,557.00
Grant Application Writing	1,000	60.00		56.35	563.50
Project Review	27,600	780.00	1,076.40	74.26	20,494.80
Blue Line Extension	500			0.00	-
LEGAL					
Legal Services	5,000	180.90	442.20	59.73	2,986.30
MISCELLANEOUS					
Bookkeeping	3,000	92.30	195.00	90.06	2,701.75
Audit	5,500			81.82	4,500.00
Insurance & Bonding	2,800			115.43	3,232.00
Meeting Expense	2,700			18.37	495.86
PROJECTS					
Volunteer Wetland Monitoring (WHEP)	2,000			100.00	2,000.00
Macroinvertebrate Monitoring (River Watch)	1,000			0.00	-
Outfall and Stream Monitoring	20,000	1,035.15	11,387.26	104.23	20,845.26
Annual Water Quality Report	8,000	300.30		89.78	7,182.51
Water Quality Education					
Education	15,000	768.83	234.60	94.40	14,159.84
Education Grants	500			0.00	-
WMWA General Programs	5,000			60.00	3,000.00
WMWA Special Projects	2,000			50.00	1,000.00
WMWA Educators/Watershed Prep	4,500			44.44	2,000.00
Rain Garden Workshops	2,000			31.25	625.00
Management Plan/Amendments	1,000			12.52	125.18
Flood modeling and mapping	0				-
<i>Transfer to (from)CIPs</i>					289.42
<i>To (from) Reserves</i>					-
TOTAL OPERATING EXPENSE	177,600	8,979.94	17,715.57		153,931.75
CASH SUMMARY					
4M Fund Balance at 12/31/19					543,439.02
Plus Revenue Received to Date					197,111.98
Minus Claims Approved to Date					(146,570.75)
Minus Claims Presented Current Month					(17,715.57)
Fund Balance		593,980.25			576,264.68

**West Mississippi Watershed Management Commission
Treasurer's Report**

Claims Presented	General Ledger Acct No	November	December		
					Total
Kennedy & Graven					442.20
Legal - General	52001		442.20		
MWMO	58011		10,996.76		10,996.76
Wenck Associates					3,999.50
General Engineering	51001		2,352.60		
Project Reviews	51002		1,076.40		
Grant Applica/Research	51005				
Education Program	57008		180.00		
Water Monitoring Program	58011		390.50		
Annual Water Quality Report	58002				
Judie Anderson's Secretarial Service					2,277.11
Administration	53001		1,489.87		
Bookkeeping / Audit Prep	54002		195.00		
Project and WCA Review Support	53002		289.01		
Education Programs	57008		54.60		
Engineering Support	53004		248.63		
Total Claims					17,715.57

					
Judie A Anderson, Deputy Treasurer					

Kennedy & Graven, Chartered

150 South Fifth Street, Suite 700
Minneapolis, MN 55402

(612) 337-9300

41-1225694

November 16, 2020

Statement No. 158028

West Mississippi Watershed Management Commission

JASS - Watershed Administrators
3235 Fernbrook Lane
Plymouth, MN 55447

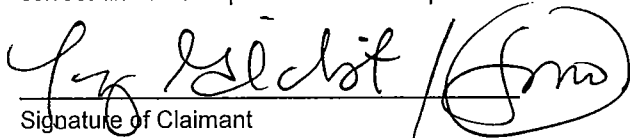
Through October 31, 2020

WE405-00001 General

120.60

Total Current Billing: 120.60

I declare, under penalty of law, that this
account, claim or demand is just and
correct and that no part of it has been paid.


Signature of Claimant

Kennedy & Graven, Chartered

150 South Fifth Street, Suite 700
Minneapolis, MN 55402

West Mississippi Watershed

October 31, 2020

WE405-00001 General

Through October 31, 2020

For All Legal Services As Follows:

			Hours	Amount
10/8/2020	TJG	Prepare for and participate in meeting	0.60	120.60
			Total Services:	\$ 120.60
			Total Services and Disbursements:	\$ 120.60

Kennedy & Graven, Chartered

150 South Fifth Street, Suite 700
Minneapolis, MN 55402

(612) 337-9300

41-1225694

December 7, 2020

Statement No. 158509

West Mississippi Watershed Management Commission

JASS - Watershed Administrators
3235 Fernbrook Lane
Plymouth, MN 55447


Through November 30, 2020

WE405-00001 General

321.60

Total Current Billing: 321.60

I declare, under penalty of law, that this account, claim or demand is just and correct and that no part of it has been paid.



Signature of Claimant

Kennedy & Graven, Chartered

150 South Fifth Street, Suite 700
Minneapolis, MN 55402

West Mississippi Watershed

November 30, 2020

WE405-00001 General

Through November 30, 2020

For All Legal Services As Follows:

			Hours	Amount
11/12/2020	TJG	Prepare for and participate in meeting	1.60	321.60
			Total Services:	\$ 321.60

Total Services and Disbursements: \$ 321.60

Invoice

December 7, 2020
Invoice No: 12008343



Ms. Judie Anderson
West Mississippi Watershed Management Commission
3235 Fernbrook Lane
Plymouth, MN 55447

Responsive partner.
Exceptional outcomes.

Project Manager Edward Matthiesen

Project B001241-20-078 2020 General Engineering - West Mississippi

Professional Services Through November 30, 2020

Professional Personnel

	Hours	Rate	Amount	
Kemmitt, Katie	1.30	99.00	128.70	
Matthiesen, Edward	3.00	200.00	600.00	
Omodt, Nicholas	6.10	99.00	603.90	
Spector, Diane	5.10	200.00	1,020.00	
Totals	15.50		2,352.60	
Total Labor				2,352.60
		Total Invoice Amount		\$2,352.60

	Current	Prior	Total
Billing Summary	2,352.60	31,204.40	33,557.00

Invoice

December 7, 2020
Invoice No: 12008345



Ms. Judie Anderson
West Mississippi Watershed Management Commission
3235 Fernbrook Lane
Plymouth, MN 55447

Responsive partner.
Exceptional outcomes.

Project Manager Edward Matthiesen

Project B001241-20-082 2020 Project Reviews

Professional Services Through November 30, 2020

Phase 01 General Project Reviews

General Project Reviews

Professional Personnel

	Hours	Rate	Amount
Kemmitt, Katie	3.60	99.00	356.40
Matthiesen, Edward	2.60	200.00	520.00
Spector, Diane	1.00	200.00	200.00
Totals	7.20		1,076.40
Total Labor			1,076.40
		Phase Total	\$1,076.40
		Total Invoice Amount	\$1,076.40

	Current	Prior	Total
Billing Summary	1,076.40	19,178.40	20,254.80

Invoice

December 7, 2020
Invoice No: 12008334



Ms. Judie Anderson
Shingle Creek Watershed Management Commission
3235 Fernbrook Lane
Plymouth, MN 55447

Responsive partner.
Exceptional outcomes.

Project Manager Diane Spector

Project B001240-20-219 2020 Education and Outreach

Professional Services Through November 30, 2020

Phase 01 General Education

General Education

Professional Personnel

	Hours	Rate	Amount	
Spector, Diane	1.80	200.00	360.00	
Totals	1.80		360.00	
Total Labor				360.00
		Phase Total		\$360.00

Phase 02 WMWA

WMWA

Professional Personnel

	Hours	Rate	Amount	
Spector, Diane	1.00	200.00	200.00	
Totals	1.00		200.00	
Total Labor				200.00
		Phase Total		\$200.00

Total Invoice Amount \$560.00

Billing Summary	Current	Prior	Total
	560.00	25,509.40	26,069.40

SC Education - 180 -
WMWA - 200 -

380 -

Wm Education - 180 -

INVOICES ARE DUE UPON PRESENTATION. Subject to 1-1/2% 18% Annum interest/finance charge. Please reference the invoice number when sending payment. Federal Tax ID #41-1520095 -Wenck Associates, Inc.-1800 Pioneer Creek Center PO Box 249- Maple Plain, MN 55359-0249 Toll Free:800-472-2232 Main:763-479-4200 E-mail:accounting@wenck.com Web www.wenck.com

Invoice

December 7, 2020
Invoice No: 12008344



Ms. Judie Anderson
West Mississippi Watershed Management Commission
3235 Fernbrook Lane
Plymouth, MN 55447

Responsive partner.
Exceptional outcomes.

Project Manager Diane Spector

Project B001241-20-080 2020 Outfall and Stream Monitoring

Professional Services Through November 30, 2020

Professional Personnel


	Hours	Rate	Amount	
Kemmitt, Katie	1.50	99.00	148.50	
Spector, Diane	.50	200.00	100.00	
Totals	2.00		248.50	
Total Labor				248.50

Outside Services

RMB Environmental Laboratories, Inc.			142.00	
Outside Services Total			142.00	142.00

Total Invoice Amount \$390.50

	Current	Prior	Total
Billing Summary	390.50	9,458.00	9,848.50



3235 Fernbrook Lane
Plymouth MN 55447

Shingle Creek / West Mississippi Watershed Management Commissions
3235 Fernbrook Lane
Plymouth, MN 55447

December 7, 2020

	Share	G/L	Shingle Creek			West Mississippi			Total Project Area	
									SC	WM
Administrative		53001	0.08	60.00	4.80	0.08	60.00	4.80		
Administrative	70-30	53001		60.00	-		60.00	-		
Administrative		53001	12.41	65.00	806.65	2.02	65.00	131.30		
Administrative	70-30	53001	24.47	65.00	1,113.39		65.00	477.17		
Annual Reporting		53001		65.00	-		65.00	-		
Admin - Offsite		53001		70.00	-		70.00	-		
Admin - virtual meeting	70-30	53001		70.00	-		70.00	-		
Office Support	70-30	53001	12.00	200.00	1,680.00		200.00	720.00		
Data Processing/File Mgmt		53001		55.00	-		55.00	-		
Data Processing/File Mgmt		53001		60.00	-		60.00	-		
Data Processing/File Mgmt	70-30	53001	0.66	60.00	27.72		60.00	11.88		
Admin Reimbursables		53001	323.52	1.00	323.52	144.83	1.00	144.73	3,956.075	1,489.875
Bookkeeping		54022	4.24	65.00	275.60	3.00	65.00	195.00		
Audit Prep		54022		60.00	-		60.00	-		
Audit Prep		54022		65.00	-		65.00	-	275.600	195.000
Project / WCA Reviews - Admin		53002	3.91	65.00	254.15	3.91	65.00	254.15		
Project Reviews - File Mgmt		53002		55.00	-		55.00	-		
Reimbursable Expenses		53002	35.47	1.00	35.47	34.86	1.00	34.86	289.620	289.010
Education - Admin	50-50	57008	1.00	65.00	32.50		60.00	32.50		
Education - Admin - virtual	50-50	57008		70.00	-		70.00	-		
Education Grant	50-50	57007		65.00	-		65.00	-		
Website	50-50	57008		60.00	-		55.00	-		
Website	50-50	57008	0.58	65.00	18.85		60.00	18.85		
Education Reimbursables	50-50	57008	3.25	1.00	3.25	3.25	1.00	3.25	54.600	54.600
Engineering Support - Admin		53004		55.00	-		55.00	-		
Engineering Support - Admin		53004	8.75	65.00	568.75		65.00	-		
Engineering Support - Offsite		53004		70.00	-		70.00	-		
Engineering Support - Secre	70-30	53004		60.00	-		60.00	-		
Engineering Support - Admin	70-30	53004	3.00	65.00	136.50		60.00	58.50		
Engineering Support - virtual	70-30	53004	4.17	70.00	204.33		70.00	87.57		
Engineering Support Reimbursable:	70-30	53004	360.24	1.00	360.24	102.56	1.00	102.56	1,269.820	248.630
					5,845.72			2,277.12	5,845.715	2,277.115



2522 Marshall Street NE
Minneapolis, Minnesota 55418-3329

612-465-8780
contacts@mwmo.org

mwmo.org

**MISSISSIPPI
WATERSHED
MANAGEMENT
ORGANIZATION**

Invoice

Date: 12/1/2020
Invoice Number: 1
Amount Due: \$10,996.76
From: 11/15/2019 to 11/30/2020

Bill To:

Name of Organization: West Mississippi Watershed Management Commission

Address: 7500 Olson Memorial Highway, Suite 300, Golden Valley, MN 55427

Primary Phone: 1.866.601.9636

Primary Contact: Ed Matthiesen

Title: Principal Engineer

Phone: 763.252.6851

E-mail: ematthiesen@wenck.com

Expense Information

Quantity	Description	Unit Price	Amount
31 hours	Field season Preparation		\$1087.50
56.25 hours	Install equipment		\$1868.63
2	Level Velocity sensor	\$1350	\$2700
4.5 hours	Data Management		\$176.00
29.25 hours	Collect samples		\$848.63
52.5	Equipment Maintenance		\$1853.25
930	Mileage - Expense	\$0.575	\$534.75
18	Analytical lab cost	\$87.00	\$1566.00
1	Equipment Rental	\$108.00	\$108.00
0	Remove Equipment	\$0	\$0
6.75 hours	Admin		\$254.00
Total			\$10,996.76

Make All Checks Payable To:
MWMO
 Attn: Accounts Payable
 2522 Marshall Street NE
 Minneapolis, MN 55418

Technical Memo



Responsive partner.
Exceptional outcomes.

To: Shingle Creek/West Mississippi WMC Commissioners
From: Diane Spector
Date: December 10, 2020
Subject: Education and Outreach Update

WMWA met on Tuesday, December 8, 2020. The next meeting will be Tuesday, January 12, 2021, online via Zoom.

Watershed PREP and Education and Outreach Events. Sharon Meister, one of the WMWA educators, has converted classroom Lesson #1 into a virtual, on-line learning experience. The lesson is posted to the WMWA website and to YouTube where it is available to educators, students, and the general public. She will also be sending out a link to the video to the teachers that she and the other educators have worked with in the classroom. You can view the video at westmetrowateralliance.org/.

Roots Display. The new tabletop native plants roots displays have been completed and have been delivered to the various groups that joined in on WMWA's order (see photos). They are much more lightweight than the old versions, and much easier to transport. WMWA is creating a checkout system, and the display will be available for use by any of the cities in the four watersheds and potentially other parties.

NPDES Education and Outreach. Several staff from the cities in the four watersheds are banding together to prepare a checklist of requirements in the newly reissued NPDES General Permit. One of the subgroups is focusing specifically on the new or expanded education and outreach requirements in the permit and where there are gaps or where there may be a benefit to developing regional resources. WMWA is updating its catalog of resources that may be applicable to the new requirements. The cities and WMWA will work together over the next few months to jointly and cooperatively meet this need.

Website/Social Media. Website Google Analytics for the last 11 months are attached. From January 1 – December 7 there were 9,233 page views, of which 7,383 were unique views. The difference between the two is this: say a user lands on the home page, then jumps to a content page, then back to the home page. That would count as three page views, but only 2 unique page views. The behavior flow chart shows the most common landing page was the home page, followed by the meeting minutes, where the notice of availability includes a direct link to the page. Other popular landing pages were the Twin Lake Carp and the Biochar Filters projects, both of which we promoted on social media. The TAC meeting page at 115 direct clicks as well as clicks on other pages are lumped together in the grouping (57 more pages). So, while the website is used mainly to access meeting and application materials, it is a good forum for sharing specific project information and gets decent traffic on other more general interest pages.

Metrics for the Facebook page are shown below. As a reminder, Facebook Impressions is the number of times a post came up in a person’s feed; reach is the number of times a post was viewed in a feed; and engagement is an action – a click, comment, share, or reaction. The site gained 56 new followers in 2020. The most engaging post was a repost of a CCX news story on the upcoming Crystal Lake improvements. We shared this post to the Birdtown Club page, an interest group focused on happenings in Robbinsdale.


Shingle Creek FB Metrics; January 1, 2020 – December 9, 2020

- 206 followers
- 4,414 page reaches
- 5,596 page impressions
- 566 engagements

Shingle Creek Watershed Management Organization
Published by Amy Juntunen [?] · January 10 · 🌐

Check it out! Crystal Lake in Robbinsdale has received a \$216,000 grant to help efforts to reduce nutrients and get the lake off the state "impaired waters list"! See how Shingle Creek will partner with the City and residents to manage nutrients in the lake. Excess nutrients are phosphorus - this can come from fertilizer, organic material like grass clippings and leaves, and animal waste. Keep these items from going down the storm drain to protect your local lake and creeks!

Section starts at about 2:12
https://www.youtube.com/watch?v=ZDY_qFd2Tok



CCX NEWS

YOUTUBE.COM
CCX News January 3, 2020

1,943 People Reached

61 Reactions, Comments & Shares

39 Like	8 On Post	31 On Shares
5 Love	2 On Post	3 On Shares
12 Comments	1 On Post	11 On Shares
5 Shares	4 On Post	1 On Shares

263 Post Clicks

0 Photo Views	39 Link Clicks	224 Other Clicks
-------------------------	--------------------------	----------------------------

NEGATIVE FEEDBACK

0 Hide Post	0 Hide All Posts
0 Report as Spam	0 Unlike Page

Reported stats may be delayed from what appears on posts

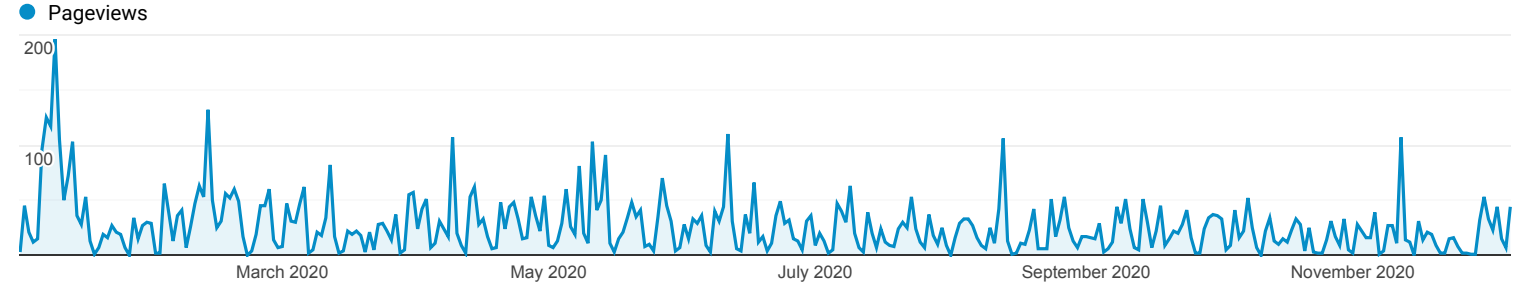


Pages

All Users
100.00% Pageviews

Jan 1, 2020 - Dec 7, 2020

Explorer



Page	Pageviews	Unique Pageviews	Avg. Time on Page	Entrances	Bounce Rate	% Exit	Page Value
	9,233 % of Total: 100.00% (9,233)	7,383 % of Total: 100.00% (7,383)	00:02:08 Avg for View: 00:02:08 (0.00%)	4,344 % of Total: 100.00% (4,344)	51.17% Avg for View: 51.17% (0.00%)	47.05% Avg for View: 47.05% (0.00%)	\$0.00 % of Total: 0.00% (\$0.00)
1. /	3,099 (33.56%)	2,290 (31.02%)	00:02:00	2,193 (50.48%)	26.95%	29.65%	\$0.00 (0.00%)
2. /minutes--meeting-packets.html	989 (10.71%)	769 (10.42%)	00:04:11	369 (8.49%)	76.96%	67.64%	\$0.00 (0.00%)
3. /application-materials.html	461 (4.99%)	436 (5.91%)	00:05:32	36 (0.83%)	88.89%	80.91%	\$0.00 (0.00%)
4. /twin-lake-carp-management.html	443 (4.80%)	387 (5.24%)	00:02:36	353 (8.13%)	82.44%	76.30%	\$0.00 (0.00%)
5. /tac-meetings.html	372 (4.03%)	284 (3.85%)	00:04:19	115 (2.65%)	70.43%	60.75%	\$0.00 (0.00%)
6. /maps.html	267 (2.89%)	249 (3.37%)	00:02:21	79 (1.82%)	77.22%	61.42%	\$0.00 (0.00%)
7. /staff.html	244 (2.64%)	223 (3.02%)	00:01:14	97 (2.23%)	84.54%	64.34%	\$0.00 (0.00%)
8. /water-quality.html	225 (2.44%)	169 (2.29%)	00:02:37	49 (1.13%)	83.67%	51.11%	\$0.00 (0.00%)
9. /history.html	212 (2.30%)	177 (2.40%)	00:02:31	145 (3.34%)	79.31%	68.87%	\$0.00 (0.00%)
10. /biochar-filters.html	205 (2.22%)	165 (2.23%)	00:02:55	139 (3.20%)	82.73%	72.68%	\$0.00 (0.00%)
11. /contact-us.html	203 (2.20%)	175 (2.37%)	00:01:34	27 (0.62%)	66.67%	46.80%	\$0.00 (0.00%)
12. /meetings.html	181 (1.96%)	156 (2.11%)	00:01:00	84 (1.93%)	34.52%	33.70%	\$0.00 (0.00%)
13. /tmdls.html	162 (1.75%)	123 (1.67%)	00:02:28	65 (1.50%)	72.31%	62.35%	\$0.00 (0.00%)
14. /shingle-creek-commissioners.html	145 (1.57%)	120 (1.63%)	00:01:26	26 (0.60%)	80.77%	36.55%	\$0.00 (0.00%)
15. /standard-details.html	134 (1.45%)	107 (1.45%)	00:01:29	35 (0.81%)	68.57%	41.79%	\$0.00 (0.00%)
16. /technical-advisory-committee.html	118 (1.28%)	107 (1.45%)	00:01:00	37 (0.85%)	89.19%	41.53%	\$0.00 (0.00%)
17. /project-reviews.html	117 (1.27%)	98 (1.33%)	00:00:53	13 (0.30%)	46.15%	10.26%	\$0.00 (0.00%)
18. /management-plan.html	112 (1.21%)	101 (1.37%)	00:02:49	25 (0.58%)	80.00%	57.14%	\$0.00 (0.00%)
19. /recent-projects.html	109 (1.18%)	93 (1.26%)	00:01:14	22 (0.51%)	59.09%	29.36%	\$0.00 (0.00%)
20. /commissions.html	107 (1.16%)	68 (0.92%)	00:00:19	14 (0.32%)	42.86%	11.21%	\$0.00 (0.00%)
21. /resources.html	105	86	00:01:13	29	37.93%	29.52%	\$0.00

		(1.14%)	(1.16%)		(0.67%)			(0.00%)
22. /twin-lake-next-steps.html		101 (1.09%)	88 (1.19%)	00:03:13	43 (0.99%)	72.09%	58.42%	\$0.00 (0.00%)
23. /member-city-resources.html		86 (0.93%)	67 (0.91%)	00:03:30	12 (0.28%)	41.67%	41.86%	\$0.00 (0.00%)
24. /projects-underway.html		84 (0.91%)	70 (0.95%)	00:04:14	53 (1.22%)	81.13%	69.05%	\$0.00 (0.00%)
25. /west-mississippi-commissioners.html		68 (0.74%)	59 (0.80%)	00:01:40	16 (0.37%)	81.25%	29.41%	\$0.00 (0.00%)

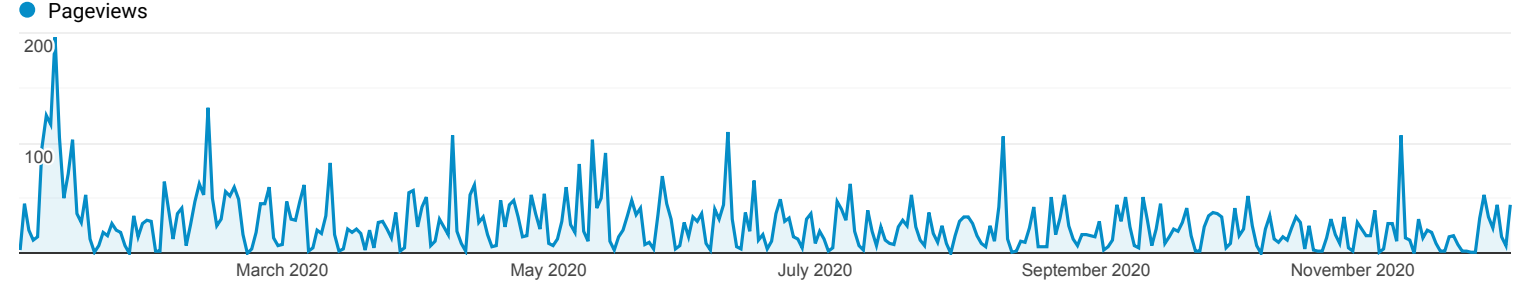
Rows 1 - 25 of 166

Pages

All Users
100.00% Pageviews

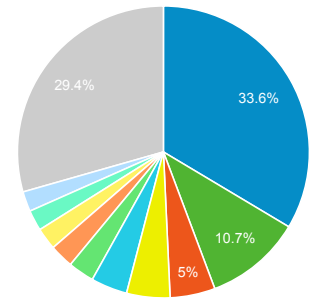
Jan 1, 2020 - Dec 7, 2020

Explorer



Page	Pageviews	Pageviews
	9,233 % of Total: 100.00% (9,233)	9,233 % of Total: 100.00% (9,233)
1. /	3,099	33.56%
2. /minutes--meeting-packets.html	989	10.71%
3. /application-materials.html	461	4.99%
4. /twin-lake-carp-management.html	443	4.80%
5. /tac-meetings.html	372	4.03%
6. /maps.html	267	2.89%
7. /staff.html	244	2.64%
8. /water-quality.html	225	2.44%
9. /history.html	212	2.30%
10. /biochar-filters.html	205	2.22%
11. /contact-us.html	203	2.20%
12. /meetings.html	181	1.96%
13. /tmdls.html	162	1.75%
14. /shingle-creek-commissioners.html	145	1.57%
15. /standard-details.html	134	1.45%
16. /technical-advisory-committee.html	118	1.28%
17. /project-reviews.html	117	1.27%
18. /management-plan.html	112	1.21%
19. /recent-projects.html	109	1.18%
20. /commissions.html	107	1.16%
21. /resources.html	105	1.14%
22. /twin-lake-next-steps.html	101	1.09%
23. /member-city-resources.html	86	0.93%
24. /projects-underway.html	84	0.91%

Contribution to total: Pageviews



© 2020 Google

Jan 1, 2020 - Dec 7, 2020

Behavior Flow

All Users
100.00% Sessions

